

$\rho_3(1690)$

$$I^G(J^{PC}) = 1^+(3^{--})$$

$\rho_3(1690)$ MASS

VALUE (MeV) DOCUMENT ID
1688.8 ± 2.1 OUR AVERAGE Includes data from the 5 datablocks that follow this one.

2 π MODE

VALUE (MeV) EVTS DOCUMENT ID TECN CHG COMMENT
 The data in this block is included in the average printed for a previous datablock.

1686 ± 4 OUR AVERAGE

| | | | | | | |
|---|-----|---------------------------|-----|------|---|---|
| 1677 ± 14 | | EVANGELIS... | 81 | OMEG | – | 12 $\pi^- p \rightarrow 2\pi p$ |
| 1679 ± 11 | 476 | BALTAY | 78B | HBC | 0 | 15 $\pi^+ p \rightarrow$ $\pi^+ \pi^- n$ |
| 1678 ± 12 | 175 | ¹ ANTIPOV | 77 | CIBS | 0 | 25 $\pi^- p \rightarrow p3\pi$ |
| 1690 ± 7 | 600 | ¹ ENGLER | 74 | DBC | 0 | 6 $\pi^+ n \rightarrow$ $\pi^+ \pi^- p$ |
| 1693 ± 8 | | ² GRAYER | 74 | ASPK | 0 | 17 $\pi^- p \rightarrow$ $\pi^+ \pi^- n$ |
| 1678 ± 12 | | MATTHEWS | 71c | DBC | 0 | 7 $\pi^+ N$ |
| ● ● ● We do not use the following data for averages, fits, limits, etc. ● ● ● | | | | | | |
| 1734 ± 10 | | ³ CORDEN | 79 | OMEG | | 12–15 $\pi^- p \rightarrow$ $n2\pi$ |
| 1692 ± 12 | | ^{2,4} ESTABROOKS | 75 | RVUE | | 17 $\pi^- p \rightarrow$ $\pi^+ \pi^- n$ |
| 1737 ± 23 | | ARMENISE | 70 | DBC | 0 | 9 $\pi^+ N$ |
| 1650 ± 35 | 122 | BARTSCH | 70B | HBC | + | 8 $\pi^+ p \rightarrow N2\pi$ |
| 1687 ± 21 | | STUNTEBECK | 70 | HDBC | 0 | 8 $\pi^- p, 5.4 \pi^+ d$ |
| 1683 ± 13 | | ARMENISE | 68 | DBC | 0 | 5.1 $\pi^+ d$ |
| 1670 ± 30 | | GOLDBERG | 65 | HBC | 0 | 6 $\pi^+ d, 8 \pi^- p$ |

¹ Mass errors enlarged by us to Γ/\sqrt{N} ; see the note with the $K^*(892)$ mass.

² Uses same data as HYAMS 75.

³ From a phase shift solution containing a $f_2'(1525)$ width two times larger than the $K\bar{K}$ result.

⁴ From phase-shift analysis. Error takes account of spread of different phase-shift solutions.

$K\bar{K}$ AND $K\bar{K}\pi$ MODES

VALUE (MeV) EVTS DOCUMENT ID TECN CHG COMMENT
 The data in this block is included in the average printed for a previous datablock.

1696 ± 4 OUR AVERAGE

| | | | | | | |
|---|----|-----------------------|-----|------|---|--|
| 1699 ± 5 | | ALPER | 80 | CNTR | 0 | 62 $\pi^- p \rightarrow$ $K^+ K^- n$ |
| 1698 ± 12 | 6k | ^{5,6} MARTIN | 78D | SPEC | | 10 $\pi p \rightarrow$ $K_S^0 K^- p$ |
| 1692 ± 6 | | BLUM | 75 | ASPK | 0 | 18.4 $\pi^- p \rightarrow$ $nK^+ K^-$ |
| 1690 ± 16 | | ADERHOLZ | 69 | HBC | + | 8 $\pi^+ p \rightarrow K\bar{K}\pi$ |
| ● ● ● We do not use the following data for averages, fits, limits, etc. ● ● ● | | | | | | |
| 1694 ± 8 | | ⁷ COSTA... | 80 | OMEG | | 10 $\pi^- p \rightarrow$ $K^+ K^- n$ |

⁵ From a fit to $J^P = 3^-$ partial wave.

⁶ Systematic error on mass scale subtracted.

⁷ They cannot distinguish between $\rho_3(1690)$ and $\omega_3(1670)$.

$(4\pi)^\pm$ MODE

| <u>VALUE (MeV)</u> | <u>EVTS</u> | <u>DOCUMENT ID</u> | <u>TECN</u> | <u>CHG</u> | <u>COMMENT</u> |
|--------------------|-------------|--------------------|-------------|------------|----------------|
|--------------------|-------------|--------------------|-------------|------------|----------------|

The data in this block is included in the average printed for a previous datablock.

1686 ± 5 OUR AVERAGE Error includes scale factor of 1.1.

| | | | | | | |
|-----------|-----|---------------------------|-----|------|---|--------------------------------------|
| 1694 ± 6 | | ⁸ EVANGELIS... | 81 | OMEG | - | 12 $\pi^- p \rightarrow p4\pi$ |
| 1665 ± 15 | 177 | BALTAY | 78B | HBC | + | 15 $\pi^+ p \rightarrow p4\pi$ |
| 1670 ± 10 | | THOMPSON | 74 | HBC | + | 13 $\pi^+ p$ |
| 1687 ± 20 | | CASON | 73 | HBC | - | 8,18.5 $\pi^- p$ |
| 1685 ± 14 | | ⁹ CASON | 73 | HBC | - | 8,18.5 $\pi^- p$ |
| 1680 ± 40 | 144 | BARTSCH | 70B | HBC | + | 8 $\pi^+ p \rightarrow N4\pi$ |
| 1689 ± 20 | 102 | ⁹ BARTSCH | 70B | HBC | + | 8 $\pi^+ p \rightarrow N2\rho$ |
| 1705 ± 21 | | CASO | 70 | HBC | - | 11.2 $\pi^- p \rightarrow n\rho2\pi$ |

• • • We do not use the following data for averages, fits, limits, etc. • • •

| | | | | | | |
|-----------|----|----------------------------|----|------|---|---------------------------------|
| 1718 ± 10 | | ¹⁰ EVANGELIS... | 81 | OMEG | - | 12 $\pi^- p \rightarrow p4\pi$ |
| 1673 ± 9 | | ¹¹ EVANGELIS... | 81 | OMEG | - | 12 $\pi^- p \rightarrow p4\pi$ |
| 1733 ± 9 | 66 | ⁹ KLIGER | 74 | HBC | - | 4.5 $\pi^- p \rightarrow p4\pi$ |
| 1630 ± 15 | | HOLMES | 72 | HBC | + | 10-12 $K^+ p$ |
| 1720 ± 15 | | BALTAY | 68 | HBC | + | 7, 8.5 $\pi^+ p$ |

⁸ From $\rho^- \rho^0$ mode, not independent of the other two EVANGELISTA 81 entries.

⁹ From $\rho^\pm \rho^0$ mode.

¹⁰ From $a_2(1320)^- \pi^0$ mode, not independent of the other two EVANGELISTA 81 entries.

¹¹ From $a_2(1320)^0 \pi^-$ mode, not independent of the other two EVANGELISTA 81 entries.

$\omega\pi$ MODE

| <u>VALUE (MeV)</u> | <u>DOCUMENT ID</u> | <u>TECN</u> | <u>CHG</u> | <u>COMMENT</u> |
|--------------------|--------------------|-------------|------------|----------------|
|--------------------|--------------------|-------------|------------|----------------|

The data in this block is included in the average printed for a previous datablock.

1681 ± 7 OUR AVERAGE

| | | | | | |
|-----------|--------------------|----|------|---|--|
| 1670 ± 25 | ¹² ALDE | 95 | GAM2 | | 38 $\pi^- p \rightarrow \omega\pi^0 n$ |
| 1690 ± 15 | EVANGELIS... | 81 | OMEG | - | 12 $\pi^- p \rightarrow \omega\pi p$ |
| 1666 ± 14 | GESSAROLI | 77 | HBC | | 11 $\pi^- p \rightarrow \omega\pi p$ |
| 1686 ± 9 | THOMPSON | 74 | HBC | + | 13 $\pi^+ p$ |

• • • We do not use the following data for averages, fits, limits, etc. • • •

| | | | | | |
|-----------|---------|----|-----|---|------------------------------------|
| 1654 ± 24 | BARNHAM | 70 | HBC | + | 10 $K^+ p \rightarrow \omega\pi X$ |
|-----------|---------|----|-----|---|------------------------------------|

¹² Supersedes ALDE 92C.

$\eta\pi^+\pi^-$ MODE

(For difficulties with MMS experiments, see the $a_2(1320)$ mini-review in the 1973 edition.)

VALUE (MeV) DOCUMENT ID TECN CHG COMMENT
 The data in this block is included in the average printed for a previous datablock.

1682 ± 12 OUR AVERAGE

| | | | | | |
|----------------|--------|----|------|---|--|
| 1685 ± 10 ± 20 | AMELIN | 00 | VES | | 37 $\pi^- \rho \rightarrow \eta\pi^+\pi^- n$ |
| 1680 ± 15 | FUKUI | 88 | SPEC | 0 | 8.95 $\pi^- \rho \rightarrow \eta\pi^+\pi^- n$ |

• • • We do not use the following data for averages, fits, limits, etc. • • •

| | | | | | |
|-----------|--------------------------|----|-----|---|---------------------------------------|
| 1700 ± 47 | ¹³ ANDERSON | 69 | MMS | — | 16 $\pi^- \rho$ backward |
| 1632 ± 15 | ^{13,14} FOCACCI | 66 | MMS | — | 7–12 $\pi^- \rho \rightarrow \rho MM$ |
| 1700 ± 15 | ^{13,14} FOCACCI | 66 | MMS | — | 7–12 $\pi^- \rho \rightarrow \rho MM$ |
| 1748 ± 15 | ^{13,14} FOCACCI | 66 | MMS | — | 7–12 $\pi^- \rho \rightarrow \rho MM$ |

¹³ Seen in 2.5–3 GeV/c $\bar{p}p$. $2\pi^+2\pi^-$, with 0, 1, 2 $\pi^+\pi^-$ pairs in ρ band not seen by OREN 74 (2.3 GeV/c $\bar{p}p$) with more statistics. (Jan. 1976)

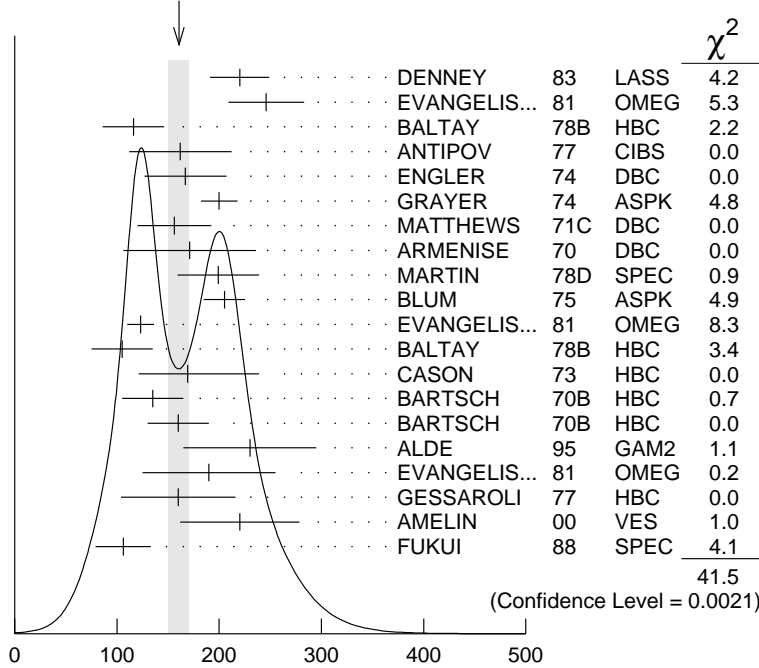
¹⁴ Not seen by BOWEN 72.

$\rho_3(1690)$ WIDTH

2 π , $K\bar{K}$, AND $K\bar{K}\pi$ MODES

VALUE (MeV) DOCUMENT ID
161 ± 10 OUR AVERAGE Includes data from the 5 datablocks that follow this one. Error includes scale factor of 1.5. See the ideogram below.

WEIGHTED AVERAGE
 161 ± 10 (Error scaled by 1.5)



$\rho_3(1690)$ width, 2 π , $K\bar{K}$, and $K\bar{K}\pi$ modes (MeV)

2π MODE

VALUE (MeV) EVTS DOCUMENT ID TECN CHG COMMENT
 The data in this block is included in the average printed for a previous datablock.

| | | | | | |
|---|-----|-----------------------------|-----|--------|--|
| 186±14 OUR AVERAGE Error includes scale factor of 1.3. See the ideogram below. | | | | | |
| 220±29 | | DENNEY | 83 | LASS | 10 π ⁺ N |
| 246±37 | | EVANGELIS... | 81 | OMEG - | 12 π ⁻ p → 2π p |
| 116±30 | 476 | BALTAY | 78B | HBC 0 | 15 π ⁺ p → |
| | | | | | π ⁺ π ⁻ n |
| 162±50 | 175 | ¹⁵ ANTIPOV | 77 | CIBS 0 | 25 π ⁻ p → p3π |
| 167±40 | 600 | ENGLER | 74 | DBC 0 | 6 π ⁺ n → |
| | | | | | π ⁺ π ⁻ p |
| 200±18 | | ¹⁶ GRAYER | 74 | ASPK 0 | 17 π ⁻ p → |
| | | | | | π ⁺ π ⁻ n |
| 156±36 | | MATTHEWS | 71C | DBC 0 | 7 π ⁺ N |
| 171±65 | | ARMENISE | 70 | DBC 0 | 9 π ⁺ d |
| ● ● ● We do not use the following data for averages, fits, limits, etc. ● ● ● | | | | | |
| 322±35 | | ¹⁷ CORDEN | 79 | OMEG | 12-15 π ⁻ p → |
| | | | | | n2π |
| 240±30 | | ^{16,18} ESTABROOKS | 75 | RVUE | 17 π ⁻ p → |
| | | | | | π ⁺ π ⁻ n |
| 180±30 | 122 | BARTSCH | 70B | HBC + | 8 π ⁺ p → N2π |
| 267 ⁺⁷² -46 | | STUNTEBECK | 70 | HDBC 0 | 8 π ⁻ p, 5.4 π ⁺ d |
| 188±49 | | ARMENISE | 68 | DBC 0 | 5.1 π ⁺ d |
| 180±40 | | GOLDBERG | 65 | HBC 0 | 6 π ⁺ d, 8 π ⁻ p |

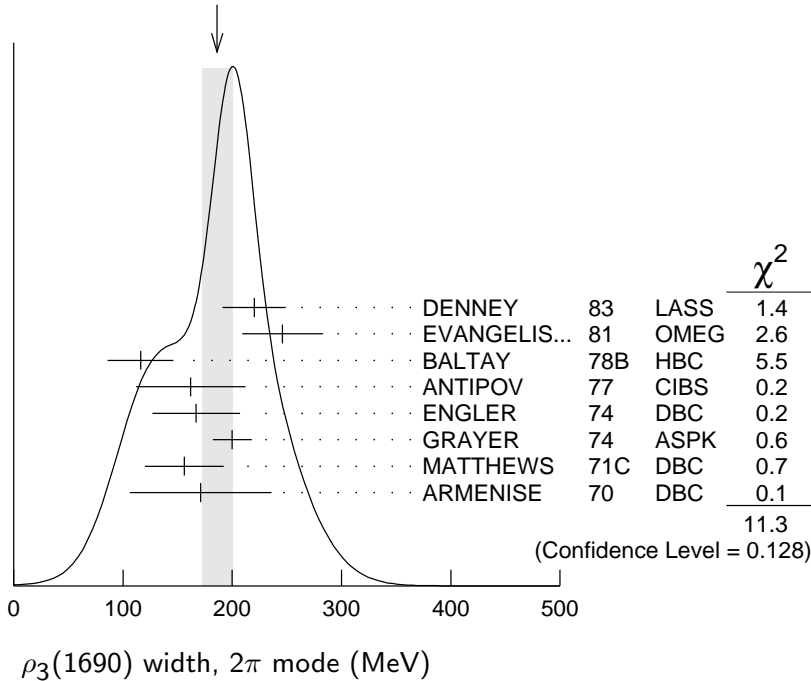
¹⁵ Width errors enlarged by us to 4Γ/√N; see the note with the K*(892) mass.

¹⁶ Uses same data as HYAMS 75 and BECKER 79.

¹⁷ From a phase shift solution containing a f₂'(1525) width two times larger than the K \bar{K} result.

¹⁸ From phase-shift analysis. Error takes account of spread of different phase-shift solutions.

WEIGHTED AVERAGE
 186±14 (Error scaled by 1.3)



$K\bar{K}$ AND $K\bar{K}\pi$ MODES

| VALUE (MeV) | EVTs | DOCUMENT ID | TECN | CHG | COMMENT |
|-------------|------|-------------|------|-----|---------|
|-------------|------|-------------|------|-----|---------|

The data in this block is included in the average printed for a previous datablock.

204 ± 18 OUR AVERAGE

| | | | | | |
|----------|------|------------------------|-----|--------|--------------------------------------|
| 199 ± 40 | 6000 | ¹⁹ MARTIN | 78D | SPEC | 10 $\pi p \rightarrow K_S^0 K^- p$ |
| 205 ± 20 | | BLUM | 75 | ASPK 0 | 18.4 $\pi^- p \rightarrow n K^+ K^-$ |
| 219 ± 4 | | ALPER | 80 | CNTR 0 | 62 $\pi^- p \rightarrow K^+ K^- n$ |
| 186 ± 11 | | ²⁰ COSTA... | 80 | OMEG | 10 $\pi^- p \rightarrow K^+ K^- n$ |
| 112 ± 60 | | ADERHOLZ | 69 | HBC + | 8 $\pi^+ p \rightarrow K\bar{K}\pi$ |

• • • We do not use the following data for averages, fits, limits, etc. • • •

¹⁹ From a fit to $J^P = 3^-$ partial wave.²⁰ They cannot distinguish between $\rho_3(1690)$ and $\omega_3(1670)$. **$(4\pi)^\pm$ MODE**

| VALUE (MeV) | EVTs | DOCUMENT ID | TECN | CHG | COMMENT |
|-------------|------|-------------|------|-----|---------|
|-------------|------|-------------|------|-----|---------|

The data in this block is included in the average printed for a previous datablock.

129 ± 10 OUR AVERAGE

| | | | | | |
|-----------------------------------|-----|----------------------------|-----|--------|---------------------------------|
| 123 ± 13 | | ²¹ EVANGELIS... | 81 | OMEG - | 12 $\pi^- p \rightarrow p4\pi$ |
| 105 ± 30 | 177 | BALTAY | 78B | HBC + | 15 $\pi^+ p \rightarrow p4\pi$ |
| 169 ⁺⁷⁰ ₋₄₈ | | CASON | 73 | HBC - | 8,18.5 $\pi^- p$ |
| 135 ± 30 | 144 | BARTSCH | 70B | HBC + | 8 $\pi^+ p \rightarrow N4\pi$ |
| 160 ± 30 | 102 | BARTSCH | 70B | HBC + | 8 $\pi^+ p \rightarrow N2\rho$ |
| 230 ± 28 | | ²² EVANGELIS... | 81 | OMEG - | 12 $\pi^- p \rightarrow p4\pi$ |
| 184 ± 33 | | ²³ EVANGELIS... | 81 | OMEG - | 12 $\pi^- p \rightarrow p4\pi$ |
| 150 | 66 | ²⁴ KLIGER | 74 | HBC - | 4.5 $\pi^- p \rightarrow p4\pi$ |
| 106 ± 25 | | THOMPSON | 74 | HBC + | 13 $\pi^+ p$ |
| 125 ⁺⁸³ ₋₃₅ | | ²⁴ CASON | 73 | HBC - | 8,18.5 $\pi^- p$ |
| 130 ± 30 | | HOLMES | 72 | HBC + | 10-12 $K^+ p$ |
| 180 ± 30 | 90 | ²⁴ BARTSCH | 70B | HBC + | 8 $\pi^+ p \rightarrow Na_2\pi$ |
| 100 ± 35 | | BALTAY | 68 | HBC + | 7, 8.5 $\pi^+ p$ |

²¹ From $\rho^- \rho^0$ mode, not independent of the other two EVANGELISTA 81 entries.²² From $a_2(1320)^- \pi^0$ mode, not independent of the other two EVANGELISTA 81 entries.²³ From $a_2(1320)^0 \pi^-$ mode, not independent of the other two EVANGELISTA 81 entries.²⁴ From $\rho^\pm \rho^0$ mode.

| | | |
|---------------|--|------|
| Γ_8 | $\rho(770)\eta$ | seen |
| Γ_9 | $\pi\pi\rho$ Excluding 2ρ and $a_2(1320)\pi$. | seen |
| Γ_{10} | $a_2(1320)\pi$ | seen |
| Γ_{11} | $\rho\rho$ | seen |
| Γ_{12} | $\phi\pi$ | |
| Γ_{13} | $\eta\pi$ | |
| Γ_{14} | $\pi^\pm 2\pi^+ 2\pi^- \pi^0$ | |

CONSTRAINED FIT INFORMATION

An overall fit to 5 branching ratios uses 10 measurements and one constraint to determine 4 parameters. The overall fit has a $\chi^2 = 14.7$ for 7 degrees of freedom.

The following *off-diagonal* array elements are the correlation coefficients $\langle \delta x_i \delta x_j \rangle / (\delta x_i \cdot \delta x_j)$, in percent, from the fit to the branching fractions, $x_i \equiv \Gamma_i / \Gamma_{\text{total}}$. The fit constrains the x_i whose labels appear in this array to sum to one.

| | | | |
|-------|-------|-------|-------|
| x_4 | -77 | | |
| x_5 | -74 | 17 | |
| x_6 | -15 | 2 | 0 |
| | x_1 | x_4 | x_5 |

$\rho_3(1690)$ BRANCHING RATIOS

| $\Gamma(\pi\pi) / \Gamma_{\text{total}}$ | | | | | Γ_4 / Γ |
|---|--------------------------|-------------|------------|--|---------------------|
| <u>VALUE</u> | <u>DOCUMENT ID</u> | <u>TECN</u> | <u>CHG</u> | <u>COMMENT</u> | |
| 0.236 ± 0.013 OUR FIT | | | | | |
| 0.243 ± 0.013 OUR AVERAGE | | | | | |
| $0.259^{+0.018}_{-0.019}$ | BECKER | 79 | ASPK 0 | 17 $\pi^- p$ polarized | |
| 0.23 ± 0.02 | CORDEN | 79 | OMEG | 12-15 $\pi^- p \rightarrow n 2\pi$ | |
| 0.22 ± 0.04 | ²⁸ MATTHEWS | 71C | HDBC 0 | 7 $\pi^+ n \rightarrow \pi^- p$ | |
| ••• We do not use the following data for averages, fits, limits, etc. ••• | | | | | |
| 0.245 ± 0.006 | ²⁹ ESTABROOKS | 75 | RVUE | 17 $\pi^- p \rightarrow \pi^+ \pi^- n$ | |

²⁸ One-pion-exchange model used in this estimation.

²⁹ From phase-shift analysis of HYAMS 75 data.

| $\Gamma(\pi\pi) / \Gamma(\pi^\pm \pi^+ \pi^- \pi^0)$ | | | | | Γ_4 / Γ_2 |
|---|--------------------|-------------|------------|------------------|-----------------------|
| <u>VALUE</u> | <u>DOCUMENT ID</u> | <u>TECN</u> | <u>CHG</u> | <u>COMMENT</u> | |
| 0.35 ± 0.11 | CASON | 73 | HBC - | 8,18.5 $\pi^- p$ | |
| ••• We do not use the following data for averages, fits, limits, etc. ••• | | | | | |
| < 0.2 | HOLMES | 72 | HBC + | 10-12 $K^+ p$ | |
| < 0.12 | BALLAM | 71B | HBC - | 16 $\pi^- p$ | |

$\Gamma(\pi\pi)/\Gamma(4\pi)$

Γ_4/Γ_1

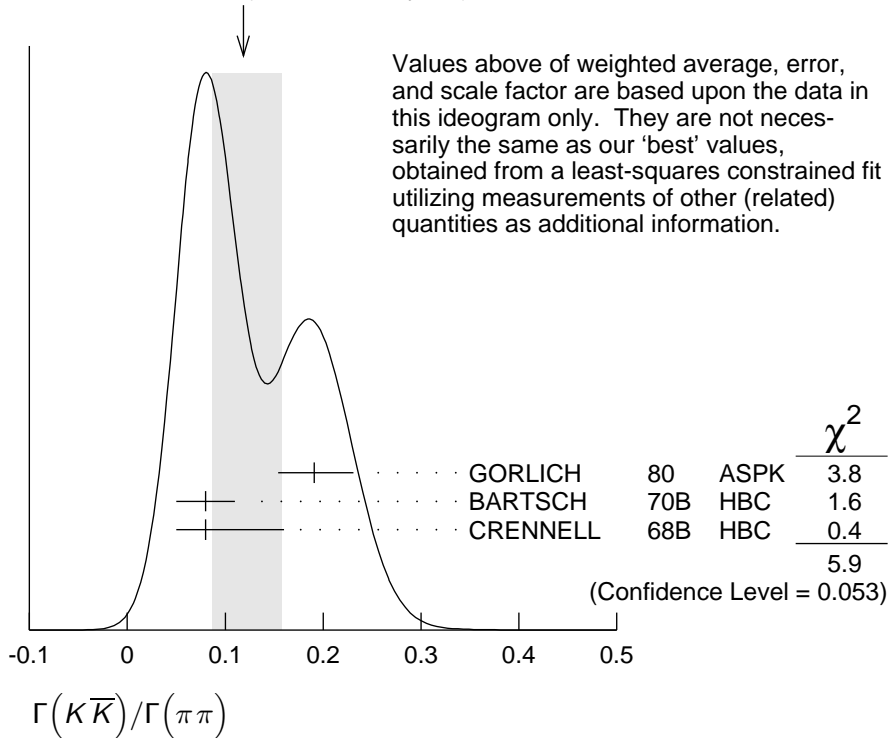
| VALUE | DOCUMENT ID | TECN | CHG | COMMENT |
|----------------------------|-------------|------|-----|-------------------------------------|
| 0.332±0.026 OUR FIT | | | | Error includes scale factor of 1.1. |
| 0.30 ±0.10 | BALTAY | 78B | HBC | 0 15 $\pi^+ p \rightarrow p4\pi$ |

$\Gamma(K\bar{K})/\Gamma(\pi\pi)$

Γ_6/Γ_4

| VALUE | DOCUMENT ID | TECN | CHG | COMMENT |
|--|-------------|------|------|---|
| 0.067±0.011 OUR FIT | | | | Error includes scale factor of 1.2. |
| 0.118^{+0.040}_{-0.032} OUR AVERAGE | | | | Error includes scale factor of 1.7. See the ideogram below. |
| 0.191 ^{+0.040} _{-0.037} | GORLICH | 80 | ASPK | 0 17,18 $\pi^- p$ polarized |
| 0.08 ±0.03 | BARTSCH | 70B | HBC | + 8 $\pi^+ p$ |
| 0.08 ^{+0.08} _{-0.03} | CRENNELL | 68B | HBC | 6.0 $\pi^- p$ |

WEIGHTED AVERAGE
0.118+0.040-0.032 (Error scaled by 1.7)



$\Gamma(K\bar{K}\pi)/\Gamma(\pi\pi)$

Γ_5/Γ_4

| VALUE | DOCUMENT ID | TECN | CHG | COMMENT |
|--------------------------|-----------------------|------|-----|---------------|
| 0.16±0.05 OUR FIT | | | | |
| 0.16±0.05 | ³⁰ BARTSCH | 70B | HBC | + 8 $\pi^+ p$ |

³⁰ Increased by us to correspond to $B(\rho_3(1690) \rightarrow \pi\pi)=0.24$.

$[\Gamma(\pi\pi\rho) + \Gamma(a_2(1320)\pi) + \Gamma(\rho\rho)]/\Gamma(\pi^\pm\pi^+\pi^-\pi^0)$ $(\Gamma_9+\Gamma_{10}+\Gamma_{11})/\Gamma_2$

| <u>VALUE</u> | | <u>DOCUMENT ID</u> | <u>TECN</u> | <u>CHG</u> | <u>COMMENT</u> | |
|------------------------------|--|--------------------|-------------|------------|----------------|--------------------------------|
| 0.94±0.09 OUR AVERAGE | | | | | | |
| 0.96±0.21 | | BALTAY | 78B | HBC | + | 15 $\pi^+ p \rightarrow p4\pi$ |
| 0.88±0.15 | | BALLAM | 71B | HBC | - | 16 $\pi^- p$ |
| 1 ±0.15 | | BARTSCH | 70B | HBC | + | 8 $\pi^+ p$ |
| consistent with 1 | | CASO | 68 | HBC | - | 11 $\pi^- p$ |

$\Gamma(\rho\rho)/\Gamma(\pi^\pm\pi^+\pi^-\pi^0)$ Γ_{11}/Γ_2

| <u>VALUE</u> | <u>EVTS</u> | <u>DOCUMENT ID</u> | <u>TECN</u> | <u>CHG</u> | <u>COMMENT</u> | |
|---|-------------|------------------------|-------------|------------|----------------|---------------------------------|
| ● ● ● We do not use the following data for averages, fits, limits, etc. ● ● ● | | | | | | |
| 0.12±0.11 | | BALTAY | 78B | HBC | + | 15 $\pi^+ p \rightarrow p4\pi$ |
| 0.56 | 66 | KLIGER | 74 | HBC | - | 4.5 $\pi^- p \rightarrow p4\pi$ |
| 0.13±0.09 | | ³¹ THOMPSON | 74 | HBC | + | 13 $\pi^+ p$ |
| 0.7 ±0.15 | | BARTSCH | 70B | HBC | + | 8 $\pi^+ p$ |
| ³¹ $\rho\rho$ and $a_2(1320)\pi$ modes are indistinguishable. | | | | | | |

$\Gamma(\rho\rho)/[\Gamma(\pi\pi\rho) + \Gamma(a_2(1320)\pi) + \Gamma(\rho\rho)]$ $\Gamma_{11}/(\Gamma_9+\Gamma_{10}+\Gamma_{11})$

| <u>VALUE</u> | | <u>DOCUMENT ID</u> | <u>TECN</u> | <u>CHG</u> | <u>COMMENT</u> | |
|---|--|--------------------|-------------|------------|----------------|--------------|
| ● ● ● We do not use the following data for averages, fits, limits, etc. ● ● ● | | | | | | |
| 0.48±0.16 | | CASO | 68 | HBC | - | 11 $\pi^- p$ |

$\Gamma(a_2(1320)\pi)/\Gamma(\pi^\pm\pi^+\pi^-\pi^0)$ Γ_{10}/Γ_2

| <u>VALUE</u> | | <u>DOCUMENT ID</u> | <u>TECN</u> | <u>CHG</u> | <u>COMMENT</u> | |
|---|--|------------------------|-------------|------------|----------------|--------------------------------|
| ● ● ● We do not use the following data for averages, fits, limits, etc. ● ● ● | | | | | | |
| 0.66±0.08 | | BALTAY | 78B | HBC | + | 15 $\pi^+ p \rightarrow p4\pi$ |
| 0.36±0.14 | | ³² THOMPSON | 74 | HBC | + | 13 $\pi^+ p$ |
| not seen | | CASON | 73 | HBC | - | 8,18.5 $\pi^- p$ |
| 0.6 ±0.15 | | BARTSCH | 70B | HBC | + | 8 $\pi^+ p$ |
| 0.6 | | BALTAY | 68 | HBC | + | 7,8.5 $\pi^+ p$ |
| ³² $\rho\rho$ and $a_2(1320)\pi$ modes are indistinguishable. | | | | | | |

$\Gamma(\omega\pi)/\Gamma(\pi^\pm\pi^+\pi^-\pi^0)$ Γ_3/Γ_2

| <u>VALUE</u> | <u>CL%</u> | <u>DOCUMENT ID</u> | <u>TECN</u> | <u>CHG</u> | <u>COMMENT</u> | |
|---|------------|-------------------------------------|-------------|------------|----------------|---------------------------------|
| 0.23±0.05 OUR AVERAGE | | Error includes scale factor of 1.2. | | | | |
| 0.33±0.07 | | THOMPSON | 74 | HBC | + | 13 $\pi^+ p$ |
| 0.12±0.07 | | BALLAM | 71B | HBC | - | 16 $\pi^- p$ |
| 0.25±0.10 | | BALTAY | 68 | HBC | + | 7,8.5 $\pi^+ p$ |
| 0.25±0.10 | | JOHNSTON | 68 | HBC | - | 7.0 $\pi^- p$ |
| ● ● ● We do not use the following data for averages, fits, limits, etc. ● ● ● | | | | | | |
| <0.11 | 95 | BALTAY | 78B | HBC | + | 15 $\pi^+ p \rightarrow p4\pi$ |
| <0.09 | | KLIGER | 74 | HBC | - | 4.5 $\pi^- p \rightarrow p4\pi$ |

$\Gamma(\phi\pi)/\Gamma(\pi^\pm\pi^+\pi^-\pi^0)$ Γ_{12}/Γ_2

| <u>VALUE</u> | | <u>DOCUMENT ID</u> | <u>TECN</u> | <u>CHG</u> | <u>COMMENT</u> | |
|---|--|--------------------|-------------|------------|----------------|-----------------|
| ● ● ● We do not use the following data for averages, fits, limits, etc. ● ● ● | | | | | | |
| <0.11 | | BALTAY | 68 | HBC | + | 7,8.5 $\pi^+ p$ |

$\Gamma(\pi^\pm 2\pi^+ 2\pi^- \pi^0)/\Gamma(\pi^\pm \pi^+ \pi^- \pi^0)$ Γ_{14}/Γ_2

VALUE DOCUMENT ID TECN CHG COMMENT

• • • We do not use the following data for averages, fits, limits, etc. • • •

<0.15 BALTAY 68 HBC + 7,8.5 $\pi^+ p$

$\Gamma(\eta\pi)/\Gamma(\pi^\pm \pi^+ \pi^- \pi^0)$ Γ_{13}/Γ_2

VALUE DOCUMENT ID TECN CHG COMMENT

• • • We do not use the following data for averages, fits, limits, etc. • • •

<0.02 THOMPSON 74 HBC + 13 $\pi^+ p$

$\Gamma(K\bar{K})/\Gamma_{\text{total}}$ Γ_6/Γ

VALUE DOCUMENT ID TECN CHG COMMENT

0.0158 ± 0.0026 OUR FIT Error includes scale factor of 1.2.

0.0130 ± 0.0024 OUR AVERAGE

0.013 ± 0.003 COSTA... 80 OMEG 0 10 $\pi^- p \rightarrow K^+ K^- n$

0.013 ± 0.004 ³³ MARTIN 78B SPEC - 10 $\pi p \rightarrow K_S^0 K^- p$

³³ From $(\Gamma_4 \Gamma_6)^{1/2} = 0.056 \pm 0.034$ assuming $B(\rho_3(1690) \rightarrow \pi\pi) = 0.24$.

$\Gamma(\omega\pi)/[\Gamma(\omega\pi) + \Gamma(\rho\rho)]$ $\Gamma_3/(\Gamma_3 + \Gamma_{11})$

VALUE DOCUMENT ID TECN CHG COMMENT

• • • We do not use the following data for averages, fits, limits, etc. • • •

0.22 ± 0.08 CASON 73 HBC - 8,18.5 $\pi^- p$

$\Gamma(\eta\pi^+ \pi^-)/\Gamma_{\text{total}}$ Γ_7/Γ

VALUE DOCUMENT ID TECN COMMENT

seen FUKUI 88 SPEC 8.95 $\pi^- p \rightarrow \eta\pi^+ \pi^- n$

$\Gamma(a_2(1320)\pi)/\Gamma(\rho(770)\eta)$ Γ_{10}/Γ_8

VALUE DOCUMENT ID TECN COMMENT

5.5 ± 2.0 AMELIN 00 VES 37 $\pi^- p \rightarrow \eta\pi^+ \pi^- n$

$\rho_3(1690)$ REFERENCES

| | | | | |
|--------------|-----|--------------|------------------------------------|---------------------------|
| AMELIN | 00 | NP A668 83 | D. Amelin <i>et al.</i> | (VES Collab.) |
| ALDE | 95 | ZPHY C66 379 | D.M. Alde <i>et al.</i> | (GAMS Collab.) JP |
| ALDE | 92C | ZPHY C54 553 | D.M. Alde <i>et al.</i> | (BELG, SERP, KEK, LANL+) |
| FUKUI | 88 | PL B202 441 | S. Fukui <i>et al.</i> | (SUGI, NAGO, KEK, KYOT+) |
| DENNEY | 83 | PR D28 2726 | D.L. Denney <i>et al.</i> | (IOWA, MICH) |
| EVANGELIS... | 81 | NP B178 197 | C. Evangelista <i>et al.</i> | (BARI, BONN, CERN+) |
| ALPER | 80 | PL 94B 422 | B. Alper <i>et al.</i> | (AMST, CERN, CRAC, MPIM+) |
| COSTA... | 80 | NP B175 402 | G. Costa de Beaugard <i>et al.</i> | (BARI, BONN+) |
| GORLICH | 80 | NP B174 16 | L. Gorlich <i>et al.</i> | (CRAC, MPIM, CERN+) |
| BECKER | 79 | NP B151 46 | H. Becker <i>et al.</i> | (MPIM, CERN, ZEEM, CRAC) |
| CORDEN | 79 | NP B157 250 | M.J. Corden <i>et al.</i> | (BIRM, RHEL, TELA+) JP |
| BALTAY | 78B | PR D17 62 | C. Baltay <i>et al.</i> | (COLU, BING) |
| MARTIN | 78B | NP B140 158 | A.D. Martin <i>et al.</i> | (DURH, GEVA) |
| MARTIN | 78D | PL 74B 417 | A.D. Martin <i>et al.</i> | (DURH, GEVA) |
| ANTIPOV | 77 | NP B119 45 | Y.M. Antipov <i>et al.</i> | (SERP, GEVA) |
| GESSAROLI | 77 | NP B126 382 | R. Gessaroli <i>et al.</i> | (BGNA, FIRZ, GENO+) |
| BLUM | 75 | PL 57B 403 | W. Blum <i>et al.</i> | (CERN, MPIM) JP |
| ESTABROOKS | 75 | NP B95 322 | P.G. Estabrooks, A.D. Martin | (DURH) |

| | | | | |
|------------|-----|-------------|-------------------------------|----------------------------|
| HYAMS | 75 | NP B100 205 | B.D. Hyams <i>et al.</i> | (CERN, MPIM) |
| ENGLER | 74 | PR D10 2070 | A. Engler <i>et al.</i> | (CMU, CASE) |
| GRAYER | 74 | NP B75 189 | G. Grayer <i>et al.</i> | (CERN, MPIM) |
| KLIGER | 74 | SJNP 19 428 | G.K. Kliger <i>et al.</i> | (ITEP) |
| OREN | 74 | NP B71 189 | Y. Oren <i>et al.</i> | (ANL, OXF) |
| THOMPSON | 74 | NP B69 220 | G. Thompson <i>et al.</i> | (PURD) |
| CASON | 73 | PR D7 1971 | N.M. Cason <i>et al.</i> | (NDAM) |
| BOWEN | 72 | PRL 29 890 | D.R. Bowen <i>et al.</i> | (NEAS, STON) |
| HOLMES | 72 | PR D6 3336 | R. Holmes <i>et al.</i> | (ROCH) |
| BALLAM | 71B | PR D3 2606 | J. Ballam <i>et al.</i> | (SLAC) |
| MATTHEWS | 71C | NP B33 1 | J.A.J. Matthews <i>et al.</i> | (TNTO, WISC) JP |
| ARMENISE | 70 | LNC 4 199 | N. Armenise <i>et al.</i> | (BARI, BGNA, FIRZ) |
| BARNHAM | 70 | PRL 24 1083 | K.W.J. Barnham <i>et al.</i> | (BIRM) |
| BARTSCH | 70B | NP B22 109 | J. Bartsch <i>et al.</i> | (AACH, BERL, CERN) |
| CASO | 70 | LNC 3 707 | C. Caso <i>et al.</i> | (GENO, HAMB, MILA, SACL) |
| STUNTEBECK | 70 | PL 32B 391 | P.H. Stuntebeck <i>et al.</i> | (NDAM) |
| ADERHOLZ | 69 | NP B11 259 | M. Aderholz <i>et al.</i> | (AACH3, BERL, CERN+) |
| ANDERSON | 69 | PRL 22 1390 | E.W. Anderson <i>et al.</i> | (BNL, CMU) |
| ARMENISE | 68 | NC 54A 999 | N. Armenise <i>et al.</i> | (BARI, BGNA, FIRZ+) I |
| BALTAY | 68 | PRL 20 887 | C. Baltay <i>et al.</i> | (COLU, ROCH, RUTG, YALE) I |
| CASO | 68 | NC 54A 983 | C. Caso <i>et al.</i> | (GENO, HAMB, MILA, SACL) |
| CRENNELL | 68B | PL 28B 136 | D.J. Crennell <i>et al.</i> | (BNL) |
| JOHNSTON | 68 | PRL 20 1414 | T.F. Johnston <i>et al.</i> | (TNTO, WISC) IJP |
| FOCACCI | 66 | PRL 17 890 | M.N. Focacci <i>et al.</i> | (CERN) |
| GOLDBERG | 65 | PL 17 354 | M. Goldberg <i>et al.</i> | (CERN, EPOL, ORSAY+) |
