



$$I(J^P) = \frac{1}{2}(0^-)$$

$$m_{K_L^0} - m_{K_S^0}$$

For earlier measurements, beginning with GOOD 61 and FITCH 61, see our 1986 edition, Physics Letters **170B** 132 (1986).

OUR FIT is described in the note on “CP violation in  $K_L$  decays” in the  $K_L^0$  Particle Listings. The result labeled “OUR FIT Assuming CPT” [“OUR FIT Not assuming CPT”] includes all measurements except those with the comment “Not assuming CPT” [“Assuming CPT”]. Measurements with neither comment do not assume CPT and enter both fits.

VALUE ( $10^{10} \hbar s^{-1}$ )	DOCUMENT ID	TECN	COMMENT
<b>0.5292 ± 0.0010</b> <b>OUR FIT</b>			Error includes scale factor of 1.2. Assuming CPT
<b>0.5290 ± 0.0016</b> <b>OUR FIT</b>			Error includes scale factor of 1.2. Not assuming CPT
0.5261 ± 0.0015	<sup>1,2</sup> ALAVI-HARATI03	KTEV	Assuming CPT
0.5288 ± 0.0043	<sup>2,3</sup> ALAVI-HARATI03	KTEV	Not assuming CPT
0.5240 ± 0.0044 ± 0.0033	APOSTOLA... 99C	CPLR	$K^0 - \bar{K}^0$ to $\pi^+ \pi^-$
0.5297 ± 0.0030 ± 0.0022	<sup>4</sup> SCHWINGEN...95	E773	20–160 GeV K beams
0.5286 ± 0.0028	<sup>5</sup> GIBBONS 93	E731	Assuming CPT
0.5257 ± 0.0049 ± 0.0021	<sup>4</sup> GIBBONS 93C	E731	Not assuming CPT
0.5340 ± 0.00255 ± 0.0015	<sup>6</sup> GEWENIGER 74C	SPEC	Gap method
0.5334 ± 0.0040 ± 0.0015	<sup>6</sup> GJESDAL 74	SPEC	Charge asymmetry in $K_{\ell 3}^0$
● ● ● We do not use the following data for averages, fits, limits, etc. ● ● ●			
0.5343 ± 0.0063 ± 0.0025	<sup>7</sup> ANGELOPO... 01	CPLR	
0.5295 ± 0.0020 ± 0.0003	<sup>8</sup> ANGELOPO... 98D	CPLR	Assuming CPT
0.5307 ± 0.0013	<sup>9</sup> ADLER 96C	RVUE	
0.5274 ± 0.0029 ± 0.0005	<sup>8</sup> ADLER 95	CPLR	Sup. by ANGELOPOULOS 98D
0.482 ± 0.014	<sup>10</sup> ARONSON 82B	SPEC	$E=30-110$ GeV
0.534 ± 0.007	<sup>11</sup> CARNEGIE 71	ASPK	Gap method
0.542 ± 0.006	<sup>11</sup> ARONSON 70	ASPK	Gap method
0.542 ± 0.006	CULLEN 70	CNTR	

<sup>1</sup> ALAVI-HARATI 03 fit  $\Delta m$  and  $\tau_{K_S^0}$  simultaneously.  $\phi_{+-}$  is constrained to the Superweak value, i.e. CPT is assumed. See “ $K_S^0$  Mean Life” section for correlation information.

<sup>2</sup> The two ALAVI-HARATI 03 values use the same data. The first enters the “Assuming CPT” fit and the second enters the “Not assuming CPT” fit. They use 40–160 GeV K beams.

<sup>3</sup> ALAVI-HARATI 03 fit  $\Delta m$ ,  $\phi_{+-}$ , and  $\tau_{K_S^0}$  simultaneously. See  $\phi_{+-}$  in the “ $K_L$  CP violation” section for correlation information.

<sup>4</sup> Fits  $\Delta m$  and  $\phi_{+-}$  simultaneously. GIBBONS 93C systematic error is from B. Winstein via private communication. 20–160 GeV K beams.

<sup>5</sup> GIBBONS 93 value assume  $\phi_{+-} = \phi_{00} = \phi_{SW} = (43.7 \pm 0.2)^\circ$ , i.e. assumes CPT. 20–160 GeV K beams.

<sup>6</sup> These two experiments have a common systematic error due to the uncertainty in the momentum scale, as pointed out in WAHL 89.

<sup>7</sup> ANGELOPOULOS 01 uses strong interactions strangeness tagging at two different times.

- <sup>8</sup> Uses  $\bar{K}_{e3}^0$  and  $K_{e3}^0$  strangeness tagging at production and decay. Assumes *CPT* conservation on  $\Delta S = -\Delta Q$  transitions.
- <sup>9</sup> ADLER 96C is the result of a fit which includes nearly the same data as entered into the "OUR FIT" value above.
- <sup>10</sup> ARONSON 82 find that  $\Delta m$  may depend on the kaon energy.
- <sup>11</sup> ARONSON 70 and CARNEGIE 71 use  $K_S^0$  mean life =  $(0.862 \pm 0.006) \times 10^{-10}$  s. We have not attempted to adjust these values for the subsequent change in the  $K_S^0$  mean life or in  $\eta_{+-}$ .

## $K_L^0$ MEAN LIFE

VALUE ( $10^{-8}$ s)	EVTS	DOCUMENT ID	TECN
<b>5.18 ± 0.04 OUR FIT</b>		Error includes scale factor of 1.1.	
<b>5.15 ± 0.04 OUR AVERAGE</b>			
5.154 ± 0.044	0.4M	VOSBURGH	72 CNTR
5.15 ± 0.14		DEVLIN	67 CNTR
● ● ● We do not use the following data for averages, fits, limits, etc. ● ● ●			
5.0 ± 0.5		<sup>12</sup> LOWYS	67 HLBC
6.1 $\begin{smallmatrix} +1.5 \\ -1.2 \end{smallmatrix}$	1700	ASTBURY	65C CNTR
5.3 ± 0.6		FUJII	64 OSPK
5.1 $\begin{smallmatrix} +2.4 \\ -1.3 \end{smallmatrix}$	15	DARMON	62 FBC
8.1 $\begin{smallmatrix} +3.2 \\ -2.4 \end{smallmatrix}$	34	BARDON	58 CNTR

<sup>12</sup>Sum of partial decay rates.

## $K_L^0$ DECAY MODES

Mode	Fraction ( $\Gamma_i/\Gamma$ )	Scale factor/ Confidence level
<b>Semileptonic modes</b>		
$\Gamma_1$ $\pi^\pm e^\mp \nu_e$ Called $K_{e3}^0$ .	[a] (38.81 ± 0.27) %	S=1.1
$\Gamma_2$ $\pi^- e^+ \nu_e$		
$\Gamma_3$ $\pi^+ e^- \bar{\nu}_e$		
$\Gamma_4$ $\pi^\pm \mu^\mp \nu_\mu$ Called $K_{\mu 3}^0$ .	[a] (27.19 ± 0.25) %	S=1.1
$\Gamma_5$ $\pi^- \mu^+ \nu_\mu$		
$\Gamma_6$ $\pi^+ \mu^- \bar{\nu}_\mu$		
$\Gamma_7$ ( $\pi \mu$ atom) $\nu$	(1.06 ± 0.11) × 10 <sup>-7</sup>	
$\Gamma_8$ $\pi^0 \pi^\pm e^\mp \nu$	[a] (5.18 ± 0.29) × 10 <sup>-5</sup>	
<b>Hadronic modes, including Charge conjugation × Parity Violating (CPV) modes</b>		
$\Gamma_9$ $3\pi^0$	(21.05 ± 0.23) %	S=1.1
$\Gamma_{10}$ $\pi^+ \pi^- \pi^0$	(12.59 ± 0.19) %	S=1.6
$\Gamma_{11}$ $\pi^+ \pi^-$	CPV (2.090 ± 0.025) × 10 <sup>-3</sup>	S=1.1
$\Gamma_{12}$ $\pi^0 \pi^0$	CPV (9.32 ± 0.12) × 10 <sup>-4</sup>	S=1.1

### Semileptonic modes with photons

$\Gamma_{13}$	$\pi^\pm e^\mp \nu_e \gamma$	[a,b,c]	$( 3.53 \pm 0.06 ) \times 10^{-3}$	
$\Gamma_{14}$	$\pi^\pm \mu^\mp \nu_\mu \gamma$		$( 5.7 \begin{smallmatrix} +0.6 \\ -0.7 \end{smallmatrix} ) \times 10^{-4}$	

### Hadronic modes with photons or $\ell\bar{\ell}$ pairs

$\Gamma_{15}$	$\pi^0 \pi^0 \gamma$		$< 5.6 \times 10^{-6}$	
$\Gamma_{16}$	$\pi^+ \pi^- \gamma$	[b,c]	$( 4.39 \pm 0.12 ) \times 10^{-5}$	S=1.8
$\Gamma_{17}$	$\pi^0 2\gamma$	[c]	$( 1.41 \pm 0.12 ) \times 10^{-6}$	S=2.8
$\Gamma_{18}$	$\pi^0 \gamma e^+ e^-$		$( 2.3 \pm 0.4 ) \times 10^{-8}$	

### Other modes with photons or $\ell\bar{\ell}$ pairs

$\Gamma_{19}$	$2\gamma$		$( 5.90 \pm 0.07 ) \times 10^{-4}$	S=1.1
$\Gamma_{20}$	$3\gamma$		$< 2.4 \times 10^{-7}$	CL=90%
$\Gamma_{21}$	$e^+ e^- \gamma$		$( 10.0 \pm 0.5 ) \times 10^{-6}$	S=1.5
$\Gamma_{22}$	$\mu^+ \mu^- \gamma$		$( 3.59 \pm 0.11 ) \times 10^{-7}$	S=1.3
$\Gamma_{23}$	$e^+ e^- \gamma \gamma$	[c]	$( 5.95 \pm 0.33 ) \times 10^{-7}$	
$\Gamma_{24}$	$\mu^+ \mu^- \gamma \gamma$	[c]	$( 1.0 \begin{smallmatrix} +0.8 \\ -0.6 \end{smallmatrix} ) \times 10^{-8}$	

### Charge conjugation $\times$ Parity ( $CP$ ) or Lepton Family number ( $LF$ ) violating modes, or $\Delta S = 1$ weak neutral current ( $S1$ ) modes

$\Gamma_{25}$	$\mu^+ \mu^-$	$S1$	$( 7.27 \pm 0.14 ) \times 10^{-9}$	
$\Gamma_{26}$	$e^+ e^-$	$S1$	$( 9 \begin{smallmatrix} +6 \\ -4 \end{smallmatrix} ) \times 10^{-12}$	
$\Gamma_{27}$	$\pi^+ \pi^- e^+ e^-$	$S1$ [c]	$( 3.11 \pm 0.19 ) \times 10^{-7}$	
$\Gamma_{28}$	$\pi^0 \pi^0 e^+ e^-$	$S1$	$< 6.6 \times 10^{-9}$	CL=90%
$\Gamma_{29}$	$\mu^+ \mu^- e^+ e^-$	$S1$	$( 2.69 \pm 0.27 ) \times 10^{-9}$	
$\Gamma_{30}$	$e^+ e^- e^+ e^-$	$S1$	$( 3.75 \pm 0.27 ) \times 10^{-8}$	
$\Gamma_{31}$	$\pi^0 \mu^+ \mu^-$	$CP, S1$ [d]	$< 3.8 \times 10^{-10}$	CL=90%
$\Gamma_{32}$	$\pi^0 e^+ e^-$	$CP, S1$ [d]	$< 5.1 \times 10^{-10}$	CL=90%
$\Gamma_{33}$	$\pi^0 \nu \bar{\nu}$	$CP, S1$ [e]	$< 5.9 \times 10^{-7}$	CL=90%
$\Gamma_{34}$	$e^\pm \mu^\mp$	$LF$ [a]	$< 4.7 \times 10^{-12}$	CL=90%
$\Gamma_{35}$	$e^\pm e^\pm \mu^\mp \mu^\mp$	$LF$ [a]	$< 4.12 \times 10^{-11}$	CL=90%
$\Gamma_{36}$	$\pi^0 \mu^\pm e^\mp$	$LF$ [a]	$< 6.2 \times 10^{-9}$	CL=90%

[a] The value is for the sum of the charge states or particle/antiparticle states indicated.

[b] Most of this radiative mode, the low-momentum  $\gamma$  part, is also included in the parent mode listed without  $\gamma$ 's.

[c] See the Particle Listings below for the energy limits used in this measurement.

[d] Allowed by higher-order electroweak interactions.

[e] Violates  $CP$  in leading order. Test of direct  $CP$  violation since the indirect  $CP$ -violating and  $CP$ -conserving contributions are expected to be suppressed.

## CONSTRAINED FIT INFORMATION

An overall fit to the mean life, 3 decay rate, and 15 branching ratios uses 50 measurements and one constraint to determine 9 parameters. The overall fit has a  $\chi^2 = 43.7$  for 42 degrees of freedom.

The following *off-diagonal* array elements are the correlation coefficients  $\langle \delta p_i \delta p_j \rangle / (\delta p_i \cdot \delta p_j)$ , in percent, from the fit to parameters  $p_i$ , including the branching fractions,  $x_i \equiv \Gamma_i / \Gamma_{\text{total}}$ . The fit constrains the  $x_i$  whose labels appear in this array to sum to one.

$x_4$	-38							
$x_9$	-48	-37						
$x_{10}$	-34	-33	-5					
$x_{11}$	-25	-21	34	20				
$x_{12}$	-27	-22	42	16	86			
$x_{16}$	-9	-8	13	8	37	32		
$x_{19}$	-42	-33	86	-1	42	50	16	
$\Gamma$	0	0	0	0	0	0	0	0
	$x_1$	$x_4$	$x_9$	$x_{10}$	$x_{11}$	$x_{12}$	$x_{16}$	$x_{19}$

	Mode	Rate ( $10^8 \text{ s}^{-1}$ )	Scale factor
$\Gamma_1$	$\pi^\pm e^\mp \nu_e$ Called $K_{e3}^0$ .	[a] $0.0750 \pm 0.0008$	1.1
$\Gamma_4$	$\pi^\pm \mu^\mp \nu_\mu$ Called $K_{\mu 3}^0$ .	[a] $0.0525 \pm 0.0007$	1.1
$\Gamma_9$	$3\pi^0$	$0.0407 \pm 0.0006$	1.1
$\Gamma_{10}$	$\pi^+ \pi^- \pi^0$	$0.0243 \pm 0.0004$	1.5
$\Gamma_{11}$	$\pi^+ \pi^-$	$(4.04 \pm 0.06) \times 10^{-4}$	1.1
$\Gamma_{12}$	$\pi^0 \pi^0$	$(1.800 \pm 0.027) \times 10^{-4}$	1.1
$\Gamma_{16}$	$\pi^+ \pi^- \gamma$	[b,c] $(8.48 \pm 0.25) \times 10^{-6}$	1.7
$\Gamma_{19}$	$2\gamma$	$(1.140 \pm 0.016) \times 10^{-4}$	1.1

## $K_L^0$ DECAY RATES

$\Gamma(\pi^+ \pi^- \pi^0)$						$\Gamma_{10}$
VALUE ( $10^6 \text{ s}^{-1}$ )	EVTS	DOCUMENT ID	TECN	COMMENT		
<b>2.43 ± 0.04 OUR FIT</b>	Error includes scale factor of 1.5.					
<b>2.38 ± 0.09 OUR AVERAGE</b>						
$2.32^{+0.13}_{-0.15}$	192	BALDO-...	75	HLBC	Assumes CP	
$2.35 \pm 0.20$	180	<sup>13</sup> JAMES	72	HBC	Assumes CP	
$2.71 \pm 0.28$	99	CHO	71	DBC	Assumes CP	

$2.12 \pm 0.33$	50	MEISNER	71	HBC	Assumes <i>CP</i>
$2.20 \pm 0.35$	53	WEBBER	70	HBC	Assumes <i>CP</i>
$2.62^{+0.28}_{-0.27}$	136	BEHR	66	HLBC	Assumes <i>CP</i>

• • • We do not use the following data for averages, fits, limits, etc. • • •

$2.5 \pm 0.3$	98	<sup>13</sup> JAMES	71	HBC	Assumes <i>CP</i>
$3.26 \pm 0.77$	18	ANDERSON	65	HBC	
$1.4 \pm 0.4$	14	FRANZINI	65	HBC	

<sup>13</sup>JAMES 72 is a final measurement and includes JAMES 71.

### $\Gamma(\pi^\pm e^\mp \nu_e)$ $\Gamma_1$

<u>VALUE (<math>10^6 \text{ s}^{-1}</math>)</u>	<u>EVTS</u>	<u>DOCUMENT ID</u>	<u>TECN</u>	<u>COMMENT</u>
<b><math>7.50 \pm 0.08</math> OUR FIT</b>	Error includes scale factor of 1.1.			
<b><math>7.7 \pm 0.5</math> OUR AVERAGE</b>				
$7.81 \pm 0.56$	620	CHAN	71	HBC
$7.52^{+0.85}_{-0.72}$		AUBERT	65	HLBC $\Delta S = \Delta Q, CP$ assumed

### $\Gamma(\pi^\pm e^\mp \nu_e) + \Gamma(\pi^\pm \mu^\mp \nu_\mu)$ $(\Gamma_1 + \Gamma_4)$

<u>VALUE (<math>10^6 \text{ s}^{-1}</math>)</u>	<u>EVTS</u>	<u>DOCUMENT ID</u>	<u>TECN</u>	<u>COMMENT</u>
<b><math>12.75 \pm 0.12</math> OUR FIT</b>	Error includes scale factor of 1.1.			
<b><math>11.9 \pm 0.6</math> OUR AVERAGE</b>	Error includes scale factor of 1.2.			
$12.4 \pm 0.7$	410	<sup>14</sup> BURGUN	72	HBC $K^+ p \rightarrow K^0 p \pi^+$
$13.1 \pm 1.3$	252	<sup>14</sup> WEBBER	71	HBC $K^- p \rightarrow n \bar{K}^0$
$11.6 \pm 0.9$	393	<sup>14,15</sup> CHO	70	DBC $K^+ n \rightarrow K^0 p$
$9.85^{+1.15}_{-1.05}$	109	<sup>14</sup> FRANZINI	65	HBC

• • • We do not use the following data for averages, fits, limits, etc. • • •

$8.47 \pm 1.69$	126	<sup>14</sup> MANN	72	HBC	$K^- p \rightarrow n \bar{K}^0$
$10.3 \pm 0.8$	335	<sup>15</sup> HILL	67	DBC	$K^+ n \rightarrow K^0 p$

<sup>14</sup> Assumes  $\Delta S = \Delta Q$  rule.

<sup>15</sup> CHO 70 includes events of HILL 67.

## $K_L^0$ BRANCHING RATIOS

### Semileptonic modes

### $[\Gamma(\pi^\pm e^\mp \nu_e) + \Gamma(\pi^\pm \mu^\mp \nu_\mu)] / \Gamma_{\text{total}}$ $(\Gamma_1 + \Gamma_4) / \Gamma$

<u>VALUE</u>	<u>DOCUMENT ID</u>
<b><math>0.6599 \pm 0.0029</math> OUR FIT</b>	Error includes scale factor of 1.3.

### $\Gamma(\pi^\pm \mu^\mp \nu_\mu) / \Gamma(\pi^\pm e^\mp \nu_e)$ $\Gamma_4 / \Gamma_1$

<u>VALUE</u>	<u>EVTS</u>	<u>DOCUMENT ID</u>	<u>TECN</u>
<b><math>0.701 \pm 0.009</math> OUR FIT</b>			
<b><math>0.697^{+0.010}_{-0.009}</math> OUR AVERAGE</b>			

$0.702 \pm 0.011$	33k	CHO	80	HBC
$0.662 \pm 0.037$	10k	WILLIAMS	74	ASPK
$0.741 \pm 0.044$	6700	BRANDENB...	73	HBC
$0.662 \pm 0.030$	1309	EVANS	73	HLBC
$0.71 \pm 0.05$	770	BUDAGOV	68	HLBC

• • • We do not use the following data for averages, fits, limits, etc. • • •

$0.68 \pm 0.08$	3548	BASILE	70	OSPK
-----------------	------	--------	----	------

**$\Gamma((\pi\mu\text{atom})\nu)/\Gamma(\pi^\pm\mu^\mp\nu_\mu)$**   **$\Gamma_7/\Gamma_4$**

<u>VALUE (units <math>10^{-7}</math>)</u>	<u>EVTS</u>	<u>DOCUMENT ID</u>	<u>TECN</u>
<b>3.90±0.39</b>	155	<sup>16</sup> ARONSON	86 SPEC

• • • We do not use the following data for averages, fits, limits, etc. • • •

seen	18	COOMBES	76 WIRE
------	----	---------	---------

<sup>16</sup> ARONSON 86 quote theoretical value of  $(4.31 \pm 0.08) \times 10^{-7}$ .

**$\Gamma(\pi^0\pi^\pm e^\mp\nu)/\Gamma_{\text{total}}$**   **$\Gamma_8/\Gamma$**

<u>VALUE (units <math>10^{-5}</math>)</u>	<u>CL%</u>	<u>EVTS</u>	<u>DOCUMENT ID</u>	<u>TECN</u>
<b>5.18±0.29 OUR AVERAGE</b>				
5.16±0.20±0.22		729	MAKOFF	93 E731
6.2 ±2.0		16	CARROLL	80C SPEC

• • • We do not use the following data for averages, fits, limits, etc. • • •

<220	90	<sup>17</sup> DONALDSON	74 SPEC
------	----	-------------------------	---------

<sup>17</sup> DONALDSON 74 uses  $K_L^0 \rightarrow \pi^+\pi^-\pi^0$ /(all  $K_L^0$ ) decays = 0.126.

————— **Hadronic modes,** —————

————— **including Charge conjugation×Parity Violating (CPV) modes** —————

**$\Gamma(3\pi^0)/\Gamma_{\text{total}}$**   **$\Gamma_9/\Gamma$**

<u>VALUE</u>	<u>EVTS</u>	<u>DOCUMENT ID</u>	<u>TECN</u>
<b>0.2105±0.0023 OUR FIT</b>			Error includes scale factor of 1.1.
<b>0.2105±0.0028</b>	38k	<sup>18</sup> KREUTZ	95 NA31

<sup>18</sup> KREUTZ 95 measure  $3\pi^0$ ,  $\pi^+\pi^-\pi^0$ , and  $\pi e\nu_e$  modes. They assume PDG 1992 values for  $\pi\mu\nu_\mu$ ,  $2\pi$ , and  $2\gamma$  modes.

**$\Gamma(3\pi^0)/\Gamma(\pi^\pm e^\mp\nu_e)$**   **$\Gamma_9/\Gamma_1$**

<u>VALUE</u>	<u>EVTS</u>	<u>DOCUMENT ID</u>	<u>TECN</u>
<b>0.542±0.008 OUR FIT</b>			Error includes scale factor of 1.1.
<b>0.545±0.004±0.009</b>	38k	<sup>19</sup> KREUTZ	95 NA31

<sup>19</sup> KREUTZ 95 measurement excluded from fit because it is not independent of their  $\Gamma(3\pi^0)/\Gamma_{\text{total}}$  measurement, which is in the fit.

**$\Gamma(3\pi^0)/[\Gamma(\pi^\pm e^\mp\nu_e) + \Gamma(\pi^\pm\mu^\mp\nu_\mu) + \Gamma(\pi^+\pi^-\pi^0)]$**   **$\Gamma_9/(\Gamma_1+\Gamma_4+\Gamma_{10})$**

<u>VALUE</u>	<u>EVTS</u>	<u>DOCUMENT ID</u>	<u>TECN</u>	<u>COMMENT</u>
<b>0.268±0.004 OUR FIT</b>				Error includes scale factor of 1.1.
<b>0.260±0.011 OUR AVERAGE</b>				
0.251±0.014	549	BUDAGOV	68 HLBC	ORSAY measur.
0.277±0.021	444	BUDAGOV	68 HLBC	Ecole polytec.meas
0.31 <sup>+0.07</sup> <sub>-0.06</sub>	29	KULYUKINA	68 CC	
0.24 ±0.08	24	ANIKINA	64 CC	

$\Gamma(3\pi^0)/\Gamma(\pi^+\pi^-\pi^0)$   $\Gamma_9/\Gamma_{10}$

<u>VALUE</u>	<u>EVTS</u>	<u>DOCUMENT ID</u>	<u>TECN</u>	<u>COMMENT</u>
<b>1.673±0.032 OUR FIT</b>				Error includes scale factor of 1.3.
<b>1.63 ±0.05 OUR AVERAGE</b>				Error includes scale factor of 1.4.
1.611±0.014±0.034	38k	<sup>20</sup> KREUTZ	95 NA31	
1.80 ±0.13	1010	BUDAGOV	68 HLBC	
2.0 ±0.6	188	ALEKSANYAN 64B	FBC	
● ● ● We do not use the following data for averages, fits, limits, etc. ● ● ●				
1.65 ±0.07	883	BARMIN	72B HLBC	Error statistical only
<sup>20</sup> KREUTZ 95 excluded from fit because it is not independent of their $\Gamma(3\pi^0)/\Gamma_{\text{total}}$ measurement, which is in the fit.				

$\Gamma(\pi^+\pi^-\pi^0)/\Gamma_{\text{total}}$   $\Gamma_{10}/\Gamma$

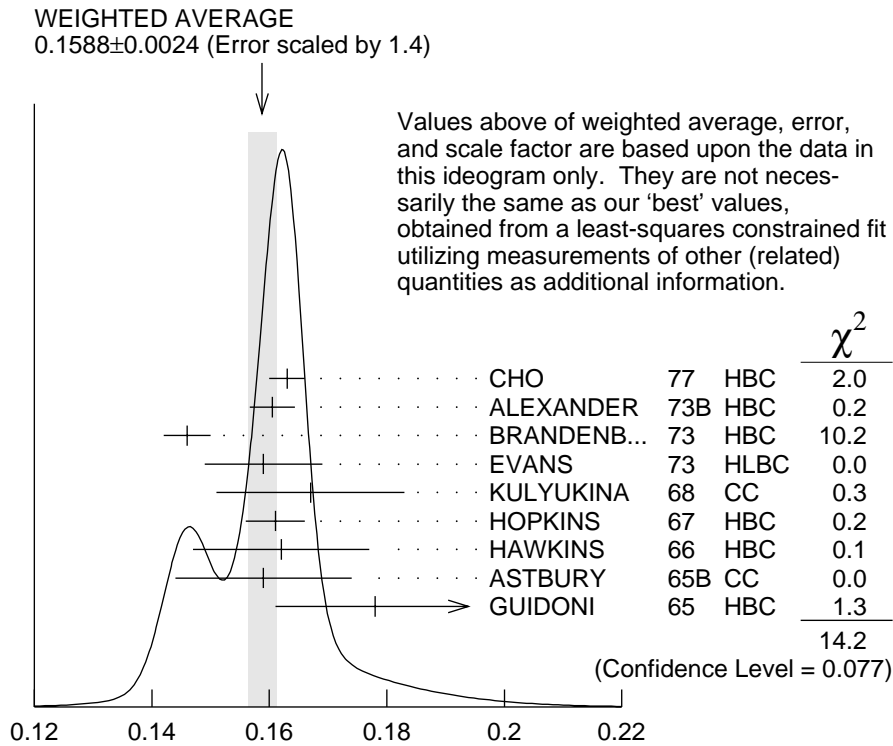
<u>VALUE</u>	<u>DOCUMENT ID</u>
<b>0.1259±0.0019 OUR FIT</b>	Error includes scale factor of 1.6.

$\Gamma(\pi^+\pi^-\pi^0)/\Gamma(\pi^\pm e^\mp \nu_e)$   $\Gamma_{10}/\Gamma_1$

<u>VALUE</u>	<u>EVTS</u>	<u>DOCUMENT ID</u>	<u>TECN</u>
<b>0.324±0.006 OUR FIT</b>			Error includes scale factor of 1.6.
<b>0.336±0.003±0.007</b>	28k	KREUTZ	95 NA31

$\Gamma(\pi^+\pi^-\pi^0)/[\Gamma(\pi^\pm e^\mp \nu_e) + \Gamma(\pi^\pm \mu^\mp \nu_\mu) + \Gamma(\pi^+\pi^-\pi^0)]$   $\Gamma_{10}/(\Gamma_1+\Gamma_4+\Gamma_{10})$

<u>VALUE</u>	<u>EVTS</u>	<u>DOCUMENT ID</u>	<u>TECN</u>	<u>COMMENT</u>
<b>0.1602±0.0024 OUR FIT</b>				Error includes scale factor of 1.7.
<b>0.1588±0.0024 OUR AVERAGE</b>				Error includes scale factor of 1.4. See the ideogram below.
0.163 ±0.003	6499	CHO	77 HBC	
0.1605±0.0038	1590	ALEXANDER	73B HBC	
0.146 ±0.004	3200	BRANDENB...	73 HBC	
0.159 ±0.010	558	EVANS	73 HLBC	
0.167 ±0.016	1402	KULYUKINA	68 CC	
0.161 ±0.005		HOPKINS	67 HBC	
0.162 ±0.015	126	HAWKINS	66 HBC	
0.159 ±0.015	326	ASTBURY	65B CC	
0.178 ±0.017	566	GUIDONI	65 HBC	
● ● ● We do not use the following data for averages, fits, limits, etc. ● ● ●				
0.144 ±0.004	1729	HOPKINS	65 HBC	See HOPKINS 67



$$\Gamma(\pi^+ \pi^- \pi^0) / [\Gamma(\pi^\pm e^\mp \nu_e) + \Gamma(\pi^\pm \mu^\mp \nu_\mu) + \Gamma(\pi^+ \pi^- \pi^0)]$$

$$\Gamma(\pi^+ \pi^-) / \Gamma_{\text{total}}$$

Violates  $CP$  conservation.

$$\Gamma_{11} / \Gamma$$

VALUE (units  $10^{-3}$ )

DOCUMENT ID

**2.090 ± 0.025 OUR FIT** Error includes scale factor of 1.1.

**2.081 ± 0.048** ETAFIT 04

$$\Gamma(\pi^+ \pi^-) / [\Gamma(\pi^\pm e^\mp \nu_e) + \Gamma(\pi^\pm \mu^\mp \nu_\mu)]$$

Violates  $CP$  conservation.

$$\Gamma_{11} / (\Gamma_1 + \Gamma_4)$$

VALUE (units  $10^{-3}$ )

EVTS

DOCUMENT ID

TECN

COMMENT

**3.17 ± 0.05 OUR FIT** Error includes scale factor of 1.1.

**3.08 ± 0.10 OUR AVERAGE**

3.13 ± 0.14 1687 COUPAL 85 SPEC  $\eta_{+-} = 2.28 \pm 0.06$

3.04 ± 0.14 2703 DEVOE 77 SPEC  $\eta_{+-} = 2.25 \pm 0.05$

• • • We do not use the following data for averages, fits, limits, etc. • • •

2.51 ± 0.23 309 <sup>21</sup> DEBOUARD 67 OSPK  $\eta_{+-} = 2.00 \pm 0.09$

2.35 ± 0.19 525 <sup>21</sup> FITCH 67 OSPK  $\eta_{+-} = 1.94 \pm 0.08$

<sup>21</sup> Old experiments excluded from fit. See subsection on  $\eta_{+-}$  in section on "PARAMETERS FOR  $K_L^0 \rightarrow 2\pi$  DECAY" below for average  $\eta_{+-}$  of these experiments and for note on discrepancy.



$$\Gamma(\pi^+\pi^-)/[\Gamma(\pi^\pm e^\mp \nu_e) + \Gamma(\pi^\pm \mu^\mp \nu_\mu) + \Gamma(\pi^+\pi^-\pi^0)] \quad \Gamma_{11}/(\Gamma_1+\Gamma_4+\Gamma_{10})$$

Violates *CP* conservation.

VALUE (units $10^{-3}$ )	EVTS	DOCUMENT ID	TECN	COMMENT
--------------------------	------	-------------	------	---------

**2.659±0.035 OUR FIT** Error includes scale factor of 1.1.

• • • We do not use the following data for averages, fits, limits, etc. • • •

2.60 ± 0.07	4200	<sup>22</sup> MESSNER	73	ASPK	$\eta_{+-} = 2.23 \pm 0.05$
-------------	------	-----------------------	----	------	-----------------------------

<sup>22</sup>From same data as  $\Gamma(\pi^+\pi^-)/\Gamma(\pi^+\pi^-\pi^0)$  MESSNER 73, but with different normalization.

$$\Gamma(\pi^+\pi^-)/\Gamma(\pi^+\pi^-\pi^0) \quad \Gamma_{11}/\Gamma_{10}$$

Violates *CP* conservation.

VALUE (units $10^{-2}$ )	EVTS	DOCUMENT ID	TECN	COMMENT
--------------------------	------	-------------	------	---------

**1.660±0.028 OUR FIT** Error includes scale factor of 1.2.

<b>1.64 ± 0.04</b>	4200	MESSNER	73	ASPK	$\eta_{+-} = 2.23$
--------------------	------	---------	----	------	--------------------

$$\Gamma(\pi^0\pi^0)/\Gamma_{\text{total}} \quad \Gamma_{12}/\Gamma$$

Violates *CP* conservation.

VALUE (units $10^{-3}$ )	DOCUMENT ID
--------------------------	-------------

**0.932±0.012 OUR FIT** Error includes scale factor of 1.1.

$$\Gamma(\pi^0\pi^0)/\Gamma(\pi^+\pi^-) \quad \Gamma_{12}/\Gamma_{11}$$

Violates *CP* conservation.

VALUE	DOCUMENT ID
-------	-------------

**0.4458±0.0029 OUR FIT**

<b>0.4458±0.0030</b>	ETAFIT	04
----------------------	--------	----

$$\Gamma(\pi^0\pi^0)/\Gamma(3\pi^0) \quad \Gamma_{12}/\Gamma_9$$

Violates *CP* conservation.

VALUE (units $10^{-2}$ )	EVTS	DOCUMENT ID	TECN	COMMENT
--------------------------	------	-------------	------	---------

**0.443±0.006 OUR FIT**

**0.39 ± 0.06 OUR AVERAGE**

0.37 ± 0.08	29	BARMIN	70	HLBC	$\eta_{00} = 2.02 \pm 0.23$
0.32 ± 0.15	30	BUDAGOV	70	HLBC	$\eta_{00} = 1.9 \pm 0.5$
0.46 ± 0.11	57	BANNER	69	OSPK	$\eta_{00} = 2.2 \pm 0.3$

### ———— Semileptonic modes with photons ————

$$\Gamma(\pi^\pm e^\mp \nu_e \gamma)/\Gamma(\pi^\pm e^\mp \nu_e) \quad \Gamma_{13}/\Gamma_1$$

VALUE (units $10^{-2}$ )	EVTS	DOCUMENT ID	TECN	COMMENT
--------------------------	------	-------------	------	---------

**0.910±0.014 OUR AVERAGE**

0.908±0.008 <sup>+0.013</sup> <sub>-0.012</sub>	15k	ALAVI-HARATI01J	KTEV	$E_\gamma^* \geq 30 \text{ MeV}$ , $\theta_{e\gamma}^* \geq 20^\circ$
---	-----	-----------------	------	--

0.934±0.036 <sup>+0.055</sup> <sub>-0.039</sub>	1384	LEBER	96 NA31	$E_\gamma^* \geq 30 \text{ MeV}$ , $\theta_{e\gamma}^* \geq 20^\circ$
---	------	-------	---------	--

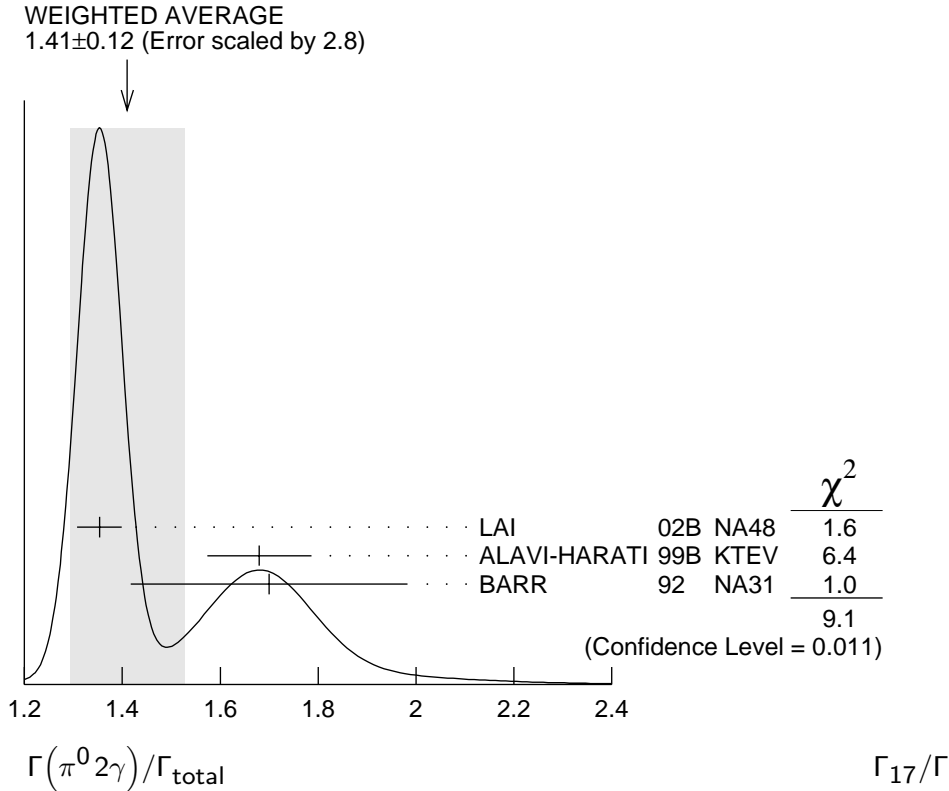
$$\Gamma(\pi^\pm \mu^\mp \nu_\mu \gamma)/\Gamma(\pi^\pm \mu^\mp \nu_\mu) \quad \Gamma_{14}/\Gamma_4$$

VALUE (units $10^{-3}$ )	EVTS	DOCUMENT ID	TECN	COMMENT
--------------------------	------	-------------	------	---------

<b>2.08±0.17<sup>+0.16</sup><sub>-0.21</sub></b>	252	BENDER	98 NA48	$E_\gamma^* \geq 30 \text{ MeV}$
--	-----	--------	---------	----------------------------------



- <sup>28</sup> LAI 02B reports  $1.36 \pm 0.03 \pm 0.03$  for  $B(K_L^0 \rightarrow \pi^0 \pi^0) = 9.27 \times 10^{-4}$ . We rescale to our best value  $B(K_L^0 \rightarrow \pi^0 \pi^0) = (9.32 \pm 0.12) \times 10^{-4}$ . Our first error is their experiment's error and our second error is the systematic error from using our best value. They also find that  $B(\pi^0 2\gamma, m_{\gamma\gamma} < 110 \text{ MeV}) < 0.6 \times 10^{-8}$  (90% CL).
- <sup>29</sup> ALAVI-HARATI 99B finds that  $\Gamma(\pi^0 2\gamma, m_{\gamma\gamma} < 240 \text{ MeV}) / \Gamma(\pi^0 2\gamma) = (17.3 \pm 1.3 \pm 1.5)\%$ .
- <sup>30</sup> BARR 92 find that  $\Gamma(\pi^0 2\gamma, m_{\gamma\gamma} < 240 \text{ MeV}) / \Gamma(\pi^0 2\gamma) < 0.09$  (90% CL).
- <sup>31</sup> BARR 90C superseded by BARR 92.



**$\Gamma(\pi^0 \gamma e^+ e^-) / \Gamma_{\text{total}}$**   $\Gamma_{18} / \Gamma$

VALUE (units $10^{-8}$ )	CL%	EVTS	DOCUMENT ID	TECN
<b>2.34 ± 0.35 ± 0.13</b>		44	ALAVI-HARATI01E	KTEV
<71	90	0	MURAKAMI 99	SPEC

• • • We do not use the following data for averages, fits, limits, etc. • • •

**Other modes with photons or  $l\bar{l}$  pairs**

**$\Gamma(2\gamma) / \Gamma_{\text{total}}$**   $\Gamma_{19} / \Gamma$

VALUE (units $10^{-4}$ )	EVTS	DOCUMENT ID	TECN	COMMENT
<b>5.90 ± 0.07 OUR FIT</b>				Error includes scale factor of 1.1.
4.54 ± 0.84		<sup>32</sup> BANNER	72B	OSPK
4.5 ± 1.0	23	ENSTROM	71	OSPK $K_L^0$ 1.5–9 GeV/c
5.0 ± 1.0		<sup>33</sup> REPELLIN	71	OSPK
5.5 ± 1.1	90	KUNZ	68	OSPK Norm.to 3 $\pi$ (C+N)

• • • We do not use the following data for averages, fits, limits, etc. • • •

<sup>32</sup> This value uses  $(\eta_{00}/\eta_{+-})^2 = 1.05 \pm 0.14$ . In general,  $\Gamma(2\gamma)/\Gamma_{\text{total}} = [(4.32 \pm 0.55) \times 10^{-4}] [(\eta_{00}/\eta_{+-})^2]$ .

<sup>33</sup> Assumes regeneration amplitude in copper at 2 GeV is 22 mb. To evaluate for a given regeneration amplitude and error, multiply by  $(\text{regeneration amplitude}/22\text{mb})^2$ .

**$\Gamma(2\gamma)/\Gamma(3\pi^0)$   $\Gamma_{19}/\Gamma_9$**

<u>VALUE (units <math>10^{-3}</math>)</u>	<u>EVTS</u>	<u>DOCUMENT ID</u>	<u>TECN</u>	<u>COMMENT</u>
<b>2.801 ± 0.017 OUR FIT</b>				
<b>2.802 ± 0.018 OUR AVERAGE</b>				
2.79 ± 0.02 ± 0.02	27k	ADINOLFI	03	KLOE
2.81 ± 0.01 ± 0.02		LAI	03	NA48
• • • We do not use the following data for averages, fits, limits, etc. • • •				
2.13 ± 0.43	28	BARMIN	71	HLBC
2.24 ± 0.28	115	BANNER	69	OSPK
2.5 ± 0.7	16	ARNOLD	68B	HLBC Vacuum decay

**$\Gamma(2\gamma)/\Gamma(\pi^0\pi^0)$   $\Gamma_{19}/\Gamma_{12}$**

<u>VALUE</u>	<u>EVTS</u>	<u>DOCUMENT ID</u>	<u>TECN</u>
<b>0.633 ± 0.008 OUR FIT</b>			
<b>0.632 ± 0.004 ± 0.008</b>	110k	BURKHARDT	87 NA31

**$\Gamma(3\gamma)/\Gamma_{\text{total}}$   $\Gamma_{20}/\Gamma$**

<u>VALUE</u>	<u>CL%</u>	<u>DOCUMENT ID</u>	<u>TECN</u>
<b>&lt; 2.4 × 10<sup>-7</sup></b>	90	<sup>34</sup> BARR	95C NA31

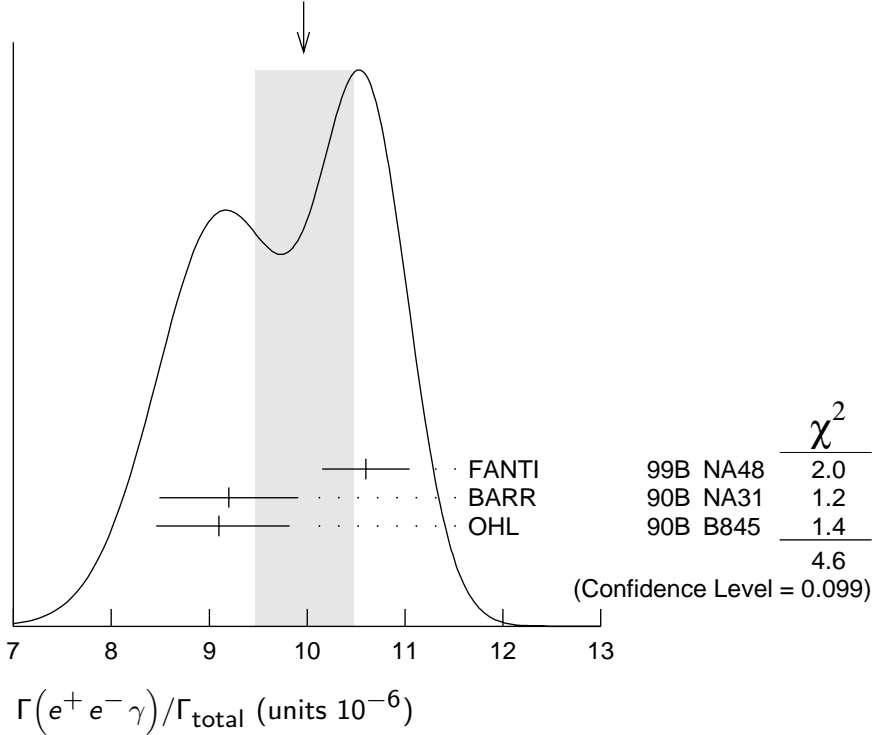
<sup>34</sup> Assumes a phase-space decay distribution.

**$\Gamma(e^+e^-\gamma)/\Gamma_{\text{total}}$   $\Gamma_{21}/\Gamma$**

<u>VALUE (units <math>10^{-6}</math>)</u>	<u>EVTS</u>	<u>DOCUMENT ID</u>	<u>TECN</u>
<b>10.0 ± 0.5 OUR AVERAGE</b> Error includes scale factor of 1.5. See the ideogram below.			
10.6 ± 0.2 ± 0.4	6864	<sup>35</sup> FANTI	99B NA48
9.2 ± 0.5 ± 0.5	1053	BARR	90B NA31
9.1 ± 0.4 <sup>+0.6</sup> / <sub>-0.5</sub>	919	OHL	90B B845

<sup>35</sup> For FANTI 99B, the ± 0.4 systematic error includes for uncertainties in the calculation, primarily uncertainties in the  $\pi^0 \rightarrow e^+e^-\gamma$  and  $K_L^0 \rightarrow \pi^0\pi^0$  branching ratios, evaluated using our 1999 Web edition values.

WEIGHTED AVERAGE  
 $10.0 \pm 0.5$  (Error scaled by 1.5)



**$\Gamma(\mu^+ \mu^- \gamma) / \Gamma_{\text{total}}$**

**$\Gamma_{22} / \Gamma$**

VALUE (units $10^{-7}$ )	EVTS	DOCUMENT ID	TECN
<b><math>3.59 \pm 0.11</math> OUR AVERAGE</b>		Error includes scale factor of 1.3.	
$3.62 \pm 0.04 \pm 0.08$	9100	ALAVI-HARATI01G	KTEV
$3.4 \pm 0.6 \pm 0.4$	45	FANTI	97 NA48
$3.23 \pm 0.23 \pm 0.19$	197	SPENCER	95 E799

**$\Gamma(e^+ e^- \gamma \gamma) / \Gamma_{\text{total}}$**

**$\Gamma_{23} / \Gamma$**

VALUE (units $10^{-7}$ )	EVTS	DOCUMENT ID	TECN	COMMENT
<b><math>5.95 \pm 0.33</math> OUR AVERAGE</b>				
$5.84 \pm 0.15 \pm 0.32$	1543	ALAVI-HARATI01F	KTEV	$E_\gamma^* > 5$ MeV
$8.0 \pm 1.5 \begin{smallmatrix} +1.4 \\ -1.2 \end{smallmatrix}$	40	SETZU	98 NA31	$E_\gamma > 5$ MeV
$6.5 \pm 1.2 \pm 0.6$	58	NAKAYA	94 E799	$E_\gamma > 5$ MeV
$6.6 \pm 3.2$		MORSE	92 B845	$E_\gamma > 5$ MeV

**$\Gamma(\mu^+ \mu^- \gamma \gamma) / \Gamma_{\text{total}}$**

**$\Gamma_{24} / \Gamma$**

VALUE (units $10^{-9}$ )	EVTS	DOCUMENT ID	TECN	COMMENT
<b><math>10.4 \begin{smallmatrix} +7.5 \\ -5.9 \end{smallmatrix} \pm 0.7</math></b>	4	ALAVI-HARATI00E	KTEV	$m_{\gamma\gamma} \geq 1$ MeV/ $c^2$

———— Charge conjugation  $\times$  Parity (*CP*) or Lepton Family number (*LF*) ————  
 ———— violating modes, or  $\Delta S = 1$  weak neutral current (*S1*) modes ————

$\Gamma(\mu^+ \mu^-)/\Gamma(\pi^+ \pi^-)$   $\Gamma_{25}/\Gamma_{11}$

Test for  $\Delta S = 1$  weak neutral current. Allowed by higher-order electroweak interaction.

VALUE (units $10^{-6}$ )	EVTS	DOCUMENT ID	TECN	COMMENT
--------------------------	------	-------------	------	---------

**3.48 ± 0.05 OUR AVERAGE**

3.474 ± 0.057	6210	AMBROSE	00	B871
3.87 ± 0.30	179	<sup>36</sup> AKAGI	95	SPEC
3.38 ± 0.17	707	HEINSON	95	B791

• • • We do not use the following data for averages, fits, limits, etc. • • •

3.9 ± 0.3 ± 0.1	178	<sup>37</sup> AKAGI	91B	SPEC In AKAGI 95
3.45 ± 0.18 ± 0.13	368	<sup>38</sup> HEINSON	91	SPEC In HEINSON 95
4.1 ± 0.5	54	INAGAKI	89	SPEC In AKAGI 91B
2.8 ± 0.3 ± 0.2	87	MATHIAZHA...	89B	SPEC In HEINSON 91

<sup>36</sup>AKAGI 95 gives this number multiplied by the PDG 1992 average for  $\Gamma(K_L^0 \rightarrow \pi^+ \pi^-)/\Gamma(\text{total})$ .

<sup>37</sup>AKAGI 91B give this number multiplied by the 1990 PDG average for  $\Gamma(K_L^0 \rightarrow \pi^+ \pi^-)/\Gamma(\text{total})$ .

<sup>38</sup>HEINSON 91 give  $\Gamma(K_L^0 \rightarrow \mu\mu)/\Gamma_{\text{total}}$ . We divide out the  $\Gamma(K_L^0 \rightarrow \pi^+ \pi^-)/\Gamma_{\text{total}}$  PDG average which they used.

$\Gamma(e^+ e^-)/\Gamma_{\text{total}}$   $\Gamma_{26}/\Gamma$

Test for  $\Delta S = 1$  weak neutral current. Allowed by higher-order electroweak interaction.

VALUE (units $10^{-10}$ )	CL%	EVTS	DOCUMENT ID	TECN
---------------------------	-----	------	-------------	------

<b>0.087<sup>+0.057</sup><sub>-0.041</sub></b>		4	AMBROSE	98 B871
--	--	---	---------	---------

• • • We do not use the following data for averages, fits, limits, etc. • • •

<1.6	90	1	AKAGI	95 SPEC
<0.41	90	0	<sup>39</sup> ARISAKA	93B B791

<sup>39</sup>ARISAKA 93B includes all events with <6 MeV radiated energy.

$\Gamma(\pi^+ \pi^- e^+ e^-)/\Gamma_{\text{total}}$   $\Gamma_{27}/\Gamma$

Test for  $\Delta S = 1$  weak neutral current. Allowed by higher-order electroweak interaction.

VALUE (units $10^{-7}$ )	CL%	EVTS	DOCUMENT ID	TECN	COMMENT
--------------------------	-----	------	-------------	------	---------

**3.11 ± 0.19 OUR AVERAGE**

3.08 ± 0.09 ± 0.18		1125	<sup>40</sup> LAI	03C	NA48
3.2 ± 0.6 ± 0.4		37	ADAMS	98	KTEV
4.4 ± 1.3 ± 0.5		13	TAKEUCHI	98	SPEC

• • • We do not use the following data for averages, fits, limits, etc. • • •

<4.6	90		NOMURA	97	SPEC $m_{ee} > 4$ MeV
------	----	--	--------	----	-----------------------

<sup>40</sup>LAI 03C second error is 0.15(syst) ± 0.10(norm) combined in quadrature. The normalization uses  $\text{BR}(K_L \rightarrow \pi^+ \pi^- \pi^0) * \text{BR}(\pi^0 \rightarrow e^+ e^-) = (1.505 \pm 0.047) \times 10^{-3}$  from our 2000 Edition.

$\Gamma(\pi^0 \pi^0 e^+ e^-)/\Gamma_{\text{total}}$   $\Gamma_{28}/\Gamma$

Test for  $\Delta S = 1$  weak neutral current. Allowed by higher-order electroweak interaction.

VALUE (units $10^{-9}$ )	CL%	EVTS	DOCUMENT ID	TECN
--------------------------	-----	------	-------------	------

<b>&lt;6.6</b>	90	1	ALAVI-HARATI02C	E799
----------------	----	---	-----------------	------

$\Gamma(\mu^+ \mu^- e^+ e^-)/\Gamma_{\text{total}}$   $\Gamma_{29}/\Gamma$

Test for  $\Delta S = 1$  weak neutral current. Allowed by higher-order electroweak interaction.

VALUE (units $10^{-9}$ )	CL%	EVTS	DOCUMENT ID	TECN	COMMENT
--------------------------	-----	------	-------------	------	---------

**2.69 ± 0.27 OUR AVERAGE**

2.69 ± 0.24 ± 0.12      131      <sup>41</sup> ALAVI-HARATI03B KTEV

2.9 <sup>+6.7</sup>/<sub>-2.4</sub>      1      GU      96 E799

• • • We do not use the following data for averages, fits, limits, etc. • • •

2.62 ± 0.40 ± 0.17      43      ALAVI-HARATI01H KTEV      Sup. by ALAVI-HARATI 03B

<4900      90      BALATS      83 SPEC

<sup>41</sup> ALAVI-HARATI 03B also measures the linear slope  $\alpha = -1.59 \pm 0.37$ .

$\Gamma(e^+ e^- e^+ e^-)/\Gamma_{\text{total}}$   $\Gamma_{30}/\Gamma$

Test for  $\Delta S = 1$  weak neutral current. Allowed by higher-order electroweak interaction.

VALUE (units $10^{-8}$ )	EVTS	DOCUMENT ID	TECN	COMMENT
--------------------------	------	-------------	------	---------

**3.75 ± 0.27 OUR AVERAGE**

3.72 ± 0.18 ± 0.23      441      ALAVI-HARATI01D KTEV

6 ± 2 ± 1      18      <sup>42</sup> AKAGI      95 SPEC       $m_{ee} > 470$  MeV

3.96 ± 0.78 ± 0.32      27      GU      94 E799

3.07 ± 1.25 ± 0.26      6      VAGINS      93 B845

• • • We do not use the following data for averages, fits, limits, etc. • • •

7 ± 3 ± 2      6      <sup>42</sup> AKAGI      95 SPEC       $m_{ee} > 470$  MeV

10.4 ± 3.7 ± 1.1      8      <sup>43</sup> BARR      95 NA31

6 ± 2 ± 1      18      AKAGI      93 CNTR      Sup. by AKAGI 95

4 ± 3      2      BARR      91 NA31      Sup. by BARR 95

<sup>42</sup> Values are for the total branching fraction, acceptance-corrected for the  $m_{ee}$  cuts shown.

<sup>43</sup> Distribution of angles between two  $e^+ e^-$  pair planes favors  $CP = -1$  for  $K_L^0$ .

$\Gamma(\pi^0 \mu^+ \mu^-)/\Gamma_{\text{total}}$   $\Gamma_{31}/\Gamma$

Violates  $CP$  in leading order. Test for  $\Delta S = 1$  weak neutral current. Allowed by higher-order electroweak interaction.

VALUE (units $10^{-9}$ )	CL%	EVTS	DOCUMENT ID	TECN
--------------------------	-----	------	-------------	------

**<0.38**      90      ALAVI-HARATI00D KTEV

• • • We do not use the following data for averages, fits, limits, etc. • • •

<5.1      90      0      HARRIS      93 E799

$\Gamma(\pi^0 e^+ e^-)/\Gamma_{\text{total}}$   $\Gamma_{32}/\Gamma$

Violates  $CP$  in leading order. Direct and indirect  $CP$ -violating contributions are expected to be comparable and to dominate the  $CP$ -conserving part. LAI 02B result suggests that  $CP$ -violation effects dominate. Test for  $\Delta S = 1$  weak neutral current. Allowed by higher-order electroweak interaction.

VALUE (units $10^{-10}$ )	CL%	EVTS	DOCUMENT ID	TECN	COMMENT
---------------------------	-----	------	-------------	------	---------

< **5.1**      90      2      ALAVI-HARATI01 KTEV

- • • We do not use the following data for averages, fits, limits, etc. • • •

	0.0047 <sup>+0.0022</sup> -0.0018		44 LAI	02B NA48	CP-conserving part
	0.01 to 0.02		ALAVI-HARATI	99B KTEV	CP-conserving part
< 43	90	0	HARRIS	93B E799	
< 75	90	0	BARKER	90 E731	
< 55	90	0	OHL	90 B845	
< 400	90		BARR	88 NA31	
<3200	90		JASTRZEM...	88 SPEC	

<sup>44</sup> LAI 02B uses the absence of a signal in  $K_L^0 \rightarrow \pi^0 \gamma \gamma$  with  $m(\gamma\gamma) < m(\pi^0)$  and their  $a_V$  value to predict this value.

### $\Gamma(\pi^0 \nu \bar{\nu})/\Gamma_{\text{total}}$

$\Gamma_{33}/\Gamma$

Violates *CP* in leading order. Test of direct *CP* violation since the indirect *CP*-violating and *CP*-conserving contributions are expected to be suppressed. Test of  $\Delta S = 1$  weak neutral current.

VALUE (units 10 <sup>-5</sup> )	CL%	EVTS	DOCUMENT ID	TECN
< <b>0.059</b>	90	0	ALAVI-HARATI	100 KTEV

- • • We do not use the following data for averages, fits, limits, etc. • • •

< 0.16	90	0	ADAMS	99 KTEV
< 5.8	90	0	WEAVER	94 E799
<22	90	0	GRAHAM	92 CNTR

### $\Gamma(e^\pm \mu^\mp)/\Gamma_{\text{total}}$

$\Gamma_{34}/\Gamma$

Test of lepton family number conservation.

VALUE (units 10 <sup>-11</sup> )	CL%	EVTS	DOCUMENT ID	TECN
< <b>0.47</b>	90		AMBROSE	98B B871

- • • We do not use the following data for averages, fits, limits, etc. • • •

<9.4	90	0	AKAGI	95 SPEC
<3.9	90	0	ARISAKA	93 B791
<3.3	90	0	<sup>45</sup> ARISAKA	93 B791

<sup>45</sup> This is the combined result of ARISAKA 93 and MATHIAZHAGAN 89.

### $\Gamma(e^\pm e^\pm \mu^\mp \mu^\mp)/\Gamma_{\text{total}}$

$\Gamma_{35}/\Gamma$

Test of lepton family number conservation.

VALUE (units 10 <sup>-11</sup> )	CL%	EVTS	DOCUMENT ID	TECN	COMMENT
< <b>4.12</b>	90	0	ALAVI-HARATI	03B KTEV	

- • • We do not use the following data for averages, fits, limits, etc. • • •

< 12.3	90	0	<sup>46</sup> ALAVI-HARATI	01H KTEV	Sup. by ALAVI-HARATI 03B
<610	90	0	<sup>46</sup> GU	96 E799	

<sup>46</sup> Assuming uniform phase space distribution.

### $\Gamma(\pi^0 \mu^\pm e^\mp)/\Gamma_{\text{total}}$

$\Gamma_{36}/\Gamma$

Test of lepton family number conservation.

VALUE	CL%	DOCUMENT ID	TECN
< <b>6.2 × 10<sup>-9</sup></b>	90	ARISAKA	98 E799



## ENERGY DEPENDENCE OF $K_L^0$ DALITZ PLOT

For discussion, see note on Dalitz plot parameters in the  $K^\pm$  section of the Particle Listings above. For definitions of  $a_v$ ,  $a_t$ ,  $a_u$ , and  $a_y$ , see the earlier version of the same note in the 1982 edition of this *Review* published in Physics Letters **111B** 70 (1982).

$$|\text{matrix element}|^2 = 1 + gu + hu^2 + jv + kv^2 + fuv$$

where  $u = (s_3 - s_0) / m_\pi^2$  and  $v = (s_2 - s_1) / m_\pi^2$

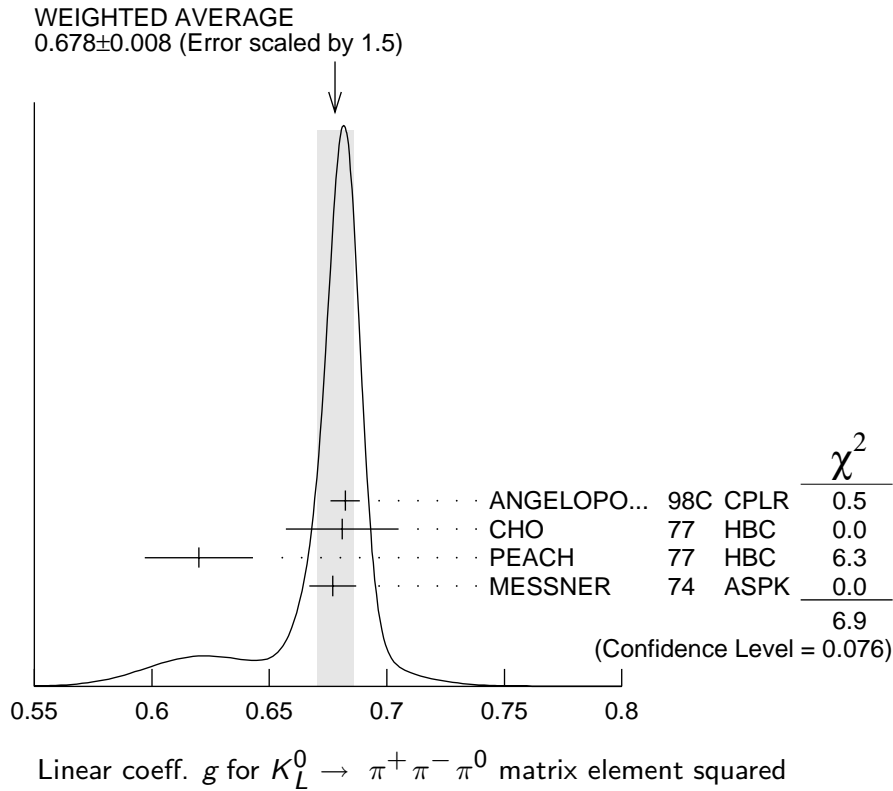
### LINEAR COEFFICIENT $g$ FOR $K_L^0 \rightarrow \pi^+ \pi^- \pi^0$

VALUE	EVTs	DOCUMENT ID	TECN	COMMENT
<b>0.678 ± 0.008 OUR AVERAGE</b>		Error includes scale factor of 1.5. See the ideogram below.		
0.6823 ± 0.0044 ± 0.0044	500k	ANGELOPO...	98C	CPLR
0.681 ± 0.024	6499	CHO	77	HBC
0.620 ± 0.023	4709	PEACH	77	HBC
0.677 ± 0.010	509k	MESSNER	74	ASPK $a_y = -0.917 \pm 0.013$
● ● ● We do not use the following data for averages, fits, limits, etc. ● ● ●				
0.69 ± 0.07	192	<sup>47</sup> BALDO-...	75	HLBC
0.590 ± 0.022	56k	<sup>47</sup> BUCHANAN	75	SPEC $a_u = -0.277 \pm 0.010$
0.619 ± 0.027	20k	<sup>47,48</sup> BISI	74	ASPK $a_t = -0.282 \pm 0.011$
0.612 ± 0.032		<sup>47</sup> ALEXANDER	73B	HBC
0.73 ± 0.04	3200	<sup>47</sup> BRANDENB...	73	HBC
0.608 ± 0.043	1486	<sup>47</sup> KRENZ	72	HLBC $a_t = -0.277 \pm 0.018$
0.650 ± 0.012	29k	<sup>47</sup> ALBROW	70	ASPK $a_y = -0.858 \pm 0.015$
0.593 ± 0.022	36k	<sup>47,49</sup> BUCHANAN	70	SPEC $a_u = -0.278 \pm 0.010$
0.664 ± 0.056	4400	<sup>47</sup> SMITH	70	OSPK $a_t = -0.306 \pm 0.024$
0.400 ± 0.045	2446	<sup>47</sup> BASILE	68B	OSPK $a_t = -0.188 \pm 0.020$
0.649 ± 0.044	1350	<sup>47</sup> HOPKINS	67	HBC $a_t = -0.294 \pm 0.018$
0.428 ± 0.055	1198	<sup>47</sup> NEFKENS	67	OSPK $a_u = -0.204 \pm 0.025$

<sup>47</sup> Quadratic dependence required by some experiments. (See sections on "QUADRATIC COEFFICIENT  $h$ " and "QUADRATIC COEFFICIENT  $k$ " below.) Correlations prevent us from averaging results of fits not including  $g$ ,  $h$ , and  $k$  terms.

<sup>48</sup> BISI 74 value comes from quadratic fit with quad. term consistent with zero.  $g$  error is thus larger than if linear fit were used.

<sup>49</sup> BUCHANAN 70 result revised by BUCHANAN 75 to include radiative correlations and to use more reliable  $K_L^0$  momentum spectrum of second experiment (had same beam).



**QUADRATIC COEFFICIENT  $h$  FOR  $K_L^0 \rightarrow \pi^+ \pi^- \pi^0$**

<u>VALUE</u>	<u>EVTS</u>	<u>DOCUMENT ID</u>	<u>TECN</u>
<b>0.076 ± 0.006 OUR AVERAGE</b>			
0.061 ± 0.004 ± 0.015	500k	ANGELOPO... 98C CPLR	
0.095 ± 0.032	6499	CHO 77 HBC	
0.048 ± 0.036	4709	PEACH 77 HBC	
0.079 ± 0.007	509k	MESSNER 74 ASPK	

• • • We do not use the following data for averages, fits, limits, etc. • • •

-0.011 ± 0.018	29k	50 ALBROW 70 ASPK	
0.043 ± 0.052	4400	50 SMITH 70 OSPK	

See notes in section "LINEAR COEFFICIENT  $g$  FOR  $K_L^0 \rightarrow \pi^+ \pi^- \pi^0$  |MATRIX ELEMENT|<sup>2</sup>" above.

<sup>50</sup> Quadratic coefficients  $h$  and  $k$  required by some experiments. (See section on "QUADRATIC COEFFICIENT  $k$ " below.) Correlations prevent us from averaging results of fits not including  $g$ ,  $h$ , and  $k$  terms.

**QUADRATIC COEFFICIENT  $k$  FOR  $K_L^0 \rightarrow \pi^+ \pi^- \pi^0$**

<u>VALUE</u>	<u>EVTS</u>	<u>DOCUMENT ID</u>	<u>TECN</u>
<b>0.0099 ± 0.0015 OUR AVERAGE</b>			
0.0104 ± 0.0017 ± 0.0024	500k	ANGELOPO... 98C CPLR	
0.024 ± 0.010	6499	CHO 77 HBC	
-0.008 ± 0.012	4709	PEACH 77 HBC	
0.0097 ± 0.0018	509k	MESSNER 74 ASPK	

**LINEAR COEFFICIENT  $j$  FOR  $K_L^0 \rightarrow \pi^+ \pi^- \pi^0$  (CP-VIOLATING TERM)**

Listed in CP-violation section below.

## QUADRATIC COEFFICIENT $f$ FOR $K_L^0 \rightarrow \pi^+ \pi^- \pi^0$ (CP-VIOLATING TERM)

Listed in CP-violation section below.

## QUADRATIC COEFFICIENT $h$ FOR $K_L^0 \rightarrow \pi^0 \pi^0 \pi^0$

VALUE (units $10^{-3}$ )	EVTS	DOCUMENT ID	TECN
<b><math>-5.0 \pm 1.4</math> OUR AVERAGE</b>			Error includes scale factor of 1.7.
$-6.1 \pm 0.9 \pm 0.5$	14.7M	LAI	01B NA48
$-3.3 \pm 1.1 \pm 0.7$	5M	<sup>51</sup> SOMALWAR	92 E731

<sup>51</sup>SOMALWAR 92 chose  $m_{\pi^+}$  as normalization to make it compatible with the Particle Data Group  $K_L^0 \rightarrow \pi^+ \pi^- \pi^0$  definitions.

## $K_L^0$ FORM FACTORS

For discussion, see note on form factors in the  $K^\pm$  section of the Particle Listings above.

In the form factor comments, the following symbols are used.

$f_+$  and  $f_-$  are form factors for the vector matrix element.

$f_S$  and  $f_T$  refer to the scalar and tensor term.

$f_0 = f_+ + f_- t / (m_K^2 - m_\pi^2)$ .

$\lambda_+$ ,  $\lambda_-$ , and  $\lambda_0$  are the linear expansion coefficients of  $f_+$ ,  $f_-$ , and  $f_0$ .

$\lambda_+$  refers to the  $K_{\mu 3}^0$  value except in the  $K_{e 3}^0$  sections.

$d\xi(0)/d\lambda_+$  is the correlation between  $\xi(0)$  and  $\lambda_+$  in  $K_{\mu 3}^0$ .

$d\lambda_0/d\lambda_+$  is the correlation between  $\lambda_0$  and  $\lambda_+$  in  $K_{\mu 3}^0$ .

$t$  = momentum transfer to the  $\pi$  in units of  $m_\pi^2$ .

DP = Dalitz plot analysis.

PI =  $\pi$  spectrum analysis.

MU =  $\mu$  spectrum analysis.

POL =  $\mu$  polarization analysis.

BR =  $K_{\mu 3}^0 / K_{e 3}^0$  branching ratio analysis.

E = positron or electron spectrum analysis.

RC = radiative corrections.

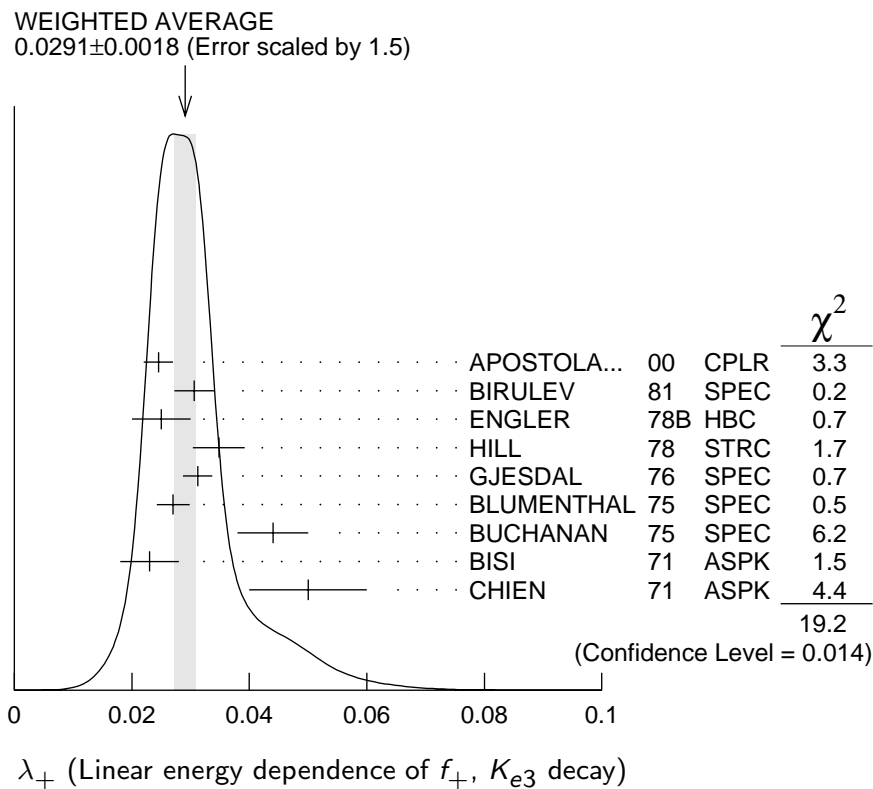
## $\lambda_+$ (LINEAR ENERGY DEPENDENCE OF $f_+$ IN $K_{e 3}^0$ DECAY)

For radiative correction of  $K_{e 3}^0$  DP, see GINSBERG 67 and BECHERRAWY 70. Results labeled OUR FIT are discussed in the review " $K_{\ell 3}^\pm$  and  $K_{\ell 3}^0$  Form Factors" in the  $K^\pm$  Listings.

VALUE	EVTS	DOCUMENT ID	TECN	COMMENT
<b><math>0.0300 \pm 0.0020</math> OUR FIT</b>				Error includes scale factor of 2.0. Assumes $\mu$ -e universality.
<b><math>0.0291 \pm 0.0018</math> OUR AVERAGE</b>				Error includes scale factor of 1.5. See the ideogram below.
$0.0245 \pm 0.0012 \pm 0.0022$	366k	APOSTOLA...	00 CPLR	DP
$0.0306 \pm 0.0034$	74k	BIRULEV	81 SPEC	DP
$0.025 \pm 0.005$	12k	<sup>52</sup> ENGLER	78B HBC	DP
$0.0348 \pm 0.0044$	18k	HILL	78 STRC	DP

0.0312±0.0025	500k	GJESDAL	76	SPEC	DP
0.0270±0.0028	25k	BLUMENTHAL	75	SPEC	DP
0.044 ±0.006	24k	BUCHANAN	75	SPEC	DP
0.023 ±0.005	42k	BISI	71	ASPK	DP
0.05 ±0.01	16k	CHIEN	71	ASPK	DP, no RC
● ● ● We do not use the following data for averages, fits, limits, etc. ● ● ●					
0.029 ±0.005	19k	<sup>52</sup> CHO	80	HBC	DP
0.040 ±0.012	2171	WANG	74	OSPK	DP
0.045 ±0.014	5600	ALBROW	73	ASPK	DP
0.019 ±0.013	1871	BRANDENB...	73	HBC	PI transv.
0.022 ±0.014	1910	NEUHOFER	72	ASPK	PI
0.02 ±0.013	1000	ARONSON	68	OSPK	PI
+0.023 ±0.012	4800	BASILE	68	OSPK	DP, no RC

<sup>52</sup> ENGLER 78B uses an unique  $K_{e3}$  subset of CHO 80 events and is less subject to systematic effects.



**$\xi_A = f_-/f_+$  (determined from  $K_{\mu 3}^0$  spectra)**

Results labeled OUR FIT are discussed in the review " $K_{\ell 3}^\pm$  and  $K_{\ell 3}^0$  Form Factors" in the  $K^\pm$  Listings.  $\xi_A$  is  $\xi(0)$  determined by Method A of that review. The parameter  $\xi(0)$  is redundant with  $\lambda_0$  below and is not put into the Meson Summary Table.

VALUE	$d\xi(0)/d\lambda_+$	EVTs	DOCUMENT ID	TECN	COMMENT
<b>-0.01±0.06 OUR FIT</b>					Error includes scale factor of 2.0. Correlation is $d\xi(0)/d\lambda_+ = -13.2$ . Assumes $\mu$ - $e$ universality.
<b>-0.08±0.09 OUR FIT</b>					Error includes scale factor of 2.3. Correlation is $d\xi(0)/d\lambda_+ = -13.7$ .
-0.10±0.09	-12	150k	<sup>53</sup> BIRULEV	81	SPEC DP
+0.26±0.16	-13	14k	<sup>54</sup> CHO	80	HBC DP

+0.13±0.23	-20	16k	54 HILL	79 STRC	DP
-0.25±0.22	-5.9	32k	55 BUCHANAN	75 SPEC	DP
-0.11±0.07	-17	1.6M	56 DONALDSON	74B SPEC	DP
● ● ● We do not use the following data for averages, fits, limits, etc. ● ● ●					
-1.00±0.45	-20	1385	57 PEACH	73 HLBC	DP
-1.5 ±0.7	-28	9086	58 ALBROW	72 ASPK	DP
+0.50±0.61	unknown	16k	59 DALLY	72 ASPK	DP
-3.9 ±0.4		3140	60 BASILE	70 OSPK	DP, indep of $\lambda_+$
-0.68 <sup>+0.12</sup> <sub>-0.20</sub>	-26	16k	59 CHIEN	70 ASPK	DP
+1.2 ±0.8	-18	1341	61 CARPENTER	66 OSPK	DP

<sup>53</sup> BIRULEV 81 error,  $d\xi(0)/d\lambda_+$  calculated by us from  $\lambda_0, \lambda_+$ .  $d\lambda_0/d\lambda_+ = 0$  used.

<sup>54</sup> HILL 79 and CHO 80 calculated by us from  $\lambda_0, \lambda_+$ , and  $d\lambda_0/d\lambda_+$ .

<sup>55</sup> BUCHANAN 75 is calculated by us from  $\lambda_0, \lambda_+$  and  $d\lambda_0/d\lambda_+$  because their appendix A value  $-0.20 \pm 22$  assumes  $\xi(t)$  constant, i.e.  $\lambda_- = \lambda_+$ .

<sup>56</sup> DONALDSON 74B gives  $\xi = -0.11 \pm 0.02$  not including systematics. Above error and  $d\xi(0)/d\lambda_+$  were calculated by us from  $\lambda_0$  and  $\lambda_+$  errors (which include systematics) and  $d\lambda_0/d\lambda_+$ .

<sup>57</sup> PEACH 73 gives  $\xi(0) = -0.95 \pm 0.45$  for  $\lambda_+ = \lambda_- = 0.025$ . The above value is for  $\lambda_- = 0$ . K.Peach, private communication (1974).

<sup>58</sup> ALBROW 72 fit has  $\lambda_-$  free, gets  $\lambda_- = -0.030 \pm 0.060$  or  $\Lambda = +0.15^{+0.17}_{-0.11}$ .

<sup>59</sup> CHIEN 70 errors are statistical only.  $d\xi(0)/d\lambda_+$  from figure 4. DALLY 72 is a reanalysis of CHIEN 70. The DALLY 72 result is not compatible with assumption  $\lambda_- = 0$  so not included in our fit. The nonzero  $\lambda_-$  value and the relatively large  $\lambda_+$  value found by DALLY 72 come mainly from a single low  $t$  bin (figures 1,2). The  $(f_+, \xi)$  correlation was ignored. We estimate from figure 2 that fixing  $\lambda_- = 0$  would give  $\xi(0) = -1.4 \pm 0.3$  and would add 10 to  $\chi^2$ .  $d\xi(0)/d\lambda_+$  is not given.

<sup>60</sup> BASILE 70 is incompatible with all other results. Authors suggest that efficiency estimates might be responsible.

<sup>61</sup> CARPENTER 66  $\xi(0)$  is for  $\lambda_+ = 0$ .  $d\xi(0)/d\lambda_+$  is from figure 9.

### $\xi_B = f_-/f_+$ (determined from $K_{\mu 3}^0/K_{e 3}^0$ )

The  $K_{\mu 3}^0/K_{e 3}^0$  branching ratio fixes a relationship between  $\xi(0)$  and  $\lambda_+$  if  $\mu$ - $e$  universality is assumed. We quote the author's  $\xi(0)$  and associated  $\lambda_+$  but do not average because the  $\lambda_+$  values differ. The result labeled OUR FIT below does not use these  $\xi_b$  values. Instead it uses the authors  $K_{\mu 3}^0/K_{e 3}^0$  branching ratios to obtain the fitted  $K_{\mu 3}^0/K_{e 3}^0$  ratio which is then converted to the KL3FIT value below, as discussed in the review "K<sub>l3</sub><sup>±</sup> and K<sub>l3</sub><sup>0</sup> Form Factors" in the K<sup>±</sup> Listings.  $\xi_B$  is  $\xi(0)$  determined by Method B of that review. The parameter  $\xi(0)$  is redundant with  $\lambda_0$  below and is not put into the Meson Summary Table.

<u>VALUE</u>	<u>EVTS</u>	<u>DOCUMENT ID</u>	<u>TECN</u>	<u>COMMENT</u>
<b>-0.01±0.06 OUR FIT</b>				Error includes scale factor of 2.0. Correlation is $d\xi/d\lambda_+ =$
-13.2.				Assumes $\mu$ - $e$ universality.
0.13±0.07		<sup>62</sup> KL3FIT	04 RVUE	$\lambda_+ = 0.030$

• • • We do not use the following data for averages, fits, limits, etc. • • •

0.5 ±0.4	6700	BRANDENB...	73	HBC	BR, $\lambda_+ = 0.019 \pm 0.013$
-0.08 ±0.25	1309	<sup>63</sup> EVANS	73	HLBC	BR, $\lambda_+ = 0.02$
-0.5 ±0.5	3548	BASILE	70	OSPK	BR, $\lambda_+ = 0.02$
+0.45 ±0.28	569	BEILLIERE	69	HLBC	BR, $\lambda_+ = 0$
-0.22 ±0.30	1309	<sup>63</sup> EVANS	69	HLBC	
+0.2 <sup>+0.8</sup> -1.2		KULYUKINA	68	CC	BR, $\lambda_+ = 0$
+1.1 ±1.1	389	ADAIR	64	HBC	BR, $\lambda_+ = 0$
+0.66 <sup>+0.9</sup> -1.3		LUERS	64	HBC	BR, $\lambda_+ = 0$

<sup>62</sup>KL3FIT value is from fitted  $K_{\mu 3}^0/K_{e 3}^0$  branching ratio.  $d\xi(0)/d\lambda_+ = -10.2$ .

<sup>63</sup>EVANS 73 replaces EVANS 69.

### $\xi_C = f_-/f_+$ (determined from $\mu$ polarization in $K_{\mu 3}^0$ )

The  $\mu$  polarization is a measure of  $\xi(t)$ . No assumptions on  $\lambda_{+-}$  are necessary, but  $t$  (weighted by sensitivity to  $\xi(t)$ ) should be specified. In  $\lambda_+$ ,  $\xi(0)$  parametrization this is  $\xi(0)$  for  $\lambda_+ = 0$ .  $d\xi/d\lambda = \xi t$ . For radiative correction to  $\mu$  polarization in  $K_{\mu 3}^0$ , see GINSBERG 73. Results labeled OUR FIT are discussed in the review " $K_{\ell 3}^\pm$  and  $K_{\ell 3}^0$  Form Factors" in the  $K^\pm$  Listings.  $\xi_C$  is  $\xi(0)$  determined by Method C of that review. The parameter  $\xi(0)$  is redundant with  $\lambda_0$  below and is not put into the Meson Summary Table.

<u>VALUE</u>	<u>EVTS</u>	<u>DOCUMENT ID</u>	<u>TECN</u>	<u>COMMENT</u>
<b>-0.01 ±0.06 OUR FIT</b>				Error includes scale factor of 2.0. Correlation is $d\xi(0)/d\lambda_+ = -13.2$ . Assumes $\mu$ - $e$ universality.
<b>-0.08 ±0.09 OUR FIT</b>				Error includes scale factor of 2.3. Correlation is $d\xi(0)/d\lambda_+ = -13.7$ .
+0.178 ±0.105	207k	<sup>64</sup> CLARK	77	SPEC POL, $d\xi(0)/d\lambda_+ = +0.68$
-0.385 ±0.105	2.2M	<sup>65</sup> SANDWEISS	73	CNTR POL, $d\xi(0)/d\lambda_+ = -6$

• • • We do not use the following data for averages, fits, limits, etc. • • •

-1.81 <sup>+0.50</sup> -0.26		<sup>66</sup> LONGO	69	CNTR	POL, $t=3.3$
-1.6 ±0.5	638	<sup>67</sup> ABRAMS	68B	OSPK	Polarization
-1.2 ±0.5	2608	<sup>67</sup> AUERBACH	66B	OSPK	Polarization

<sup>64</sup>CLARK 77  $t = +3.80$ ,  $d\xi(0)/d\lambda_+ = \xi(t)t = 0.178 \times 3.80 = +0.68$ .

<sup>65</sup>SANDWEISS 73 is for  $\lambda_+ = 0$  and  $t = 0$ .

<sup>66</sup>LONGO 69  $t = 3.3$  calculated from  $d\xi(0)/d\lambda_+ = -6.0$  (table 1) divided by  $\xi = -1.81$ .

<sup>67</sup> $t$  value not given.

### $\lambda_+$ (LINEAR ENERGY DEPENDENCE OF $f_+$ IN $K_{\mu 3}^0$ DECAY)

See also the corresponding entries and notes in section " $\xi_A = f_-/f_+$ " above and section " $\lambda_0$  (LINEAR ENERGY DEPENDENCE OF  $f_0$  IN  $K_{\mu 3}^0$  DECAY)" below. For radiative correction of  $K_{\mu 3}^0$  Dalitz plot see GINSBERG 70 and BECHERRAWY 70.

Results labeled OUR FIT are discussed in the review " $K_{\ell 3}^{\pm}$  and  $K_{\ell 3}^0$  Form Factors" in the  $K^{\pm}$  Listings.

VALUE	EVTS	DOCUMENT ID	TECN	COMMENT
<b>0.0300 ± 0.0020 OUR FIT</b>				Error includes scale factor of 2.0. Assumes $\mu$ -e universality.
<b>0.033 ± 0.005 OUR FIT</b>				Error includes scale factor of 2.3.
0.0427 ± 0.0044	150k	BIRULEV	81 SPEC	DP
0.028 ± 0.010	14k	CHO	80 HBC	DP
0.028 ± 0.011	16k	HILL	79 STRC	DP
0.046 ± 0.030	32k	BUCHANAN	75 SPEC	DP
0.030 ± 0.003	1.6M	DONALDSON	74B SPEC	DP
● ● ● We do not use the following data for averages, fits, limits, etc. ● ● ●				
0.0337 ± 0.0033	129k	DZHORD...	77 SPEC	Repl. by BIRULEV 81
0.046 ± 0.008	82k	ALBRECHT	74 WIRE	Repl. by BIRULEV 81
0.085 ± 0.015	9086	ALBROW	72 ASPK	DP
0.11 ± 0.04	16k	DALLY	72 ASPK	DP
0.07 ± 0.02	16k	CHIEN	70 ASPK	Repl. by DALLY 72

### $\lambda_0$ (LINEAR ENERGY DEPENDENCE OF $f_0$ IN $K_{\mu 3}^0$ DECAY)

Wherever possible, we have converted the above values of  $\xi(0)$  into values of  $\lambda_0$  using the associated  $\lambda_+^{\mu}$  and  $d\xi(0)/d\lambda_+$ . Results labeled OUR FIT are discussed in the review " $K_{\ell 3}^{\pm}$  and  $K_{\ell 3}^0$  Form Factors" in the  $K^{\pm}$  Listings.

VALUE	$d\lambda_0/d\lambda_+$	EVTS	DOCUMENT ID	TECN	COMMENT
<b>0.030 ± 0.005 OUR FIT</b>					Error includes scale factor of 2.0. Correlation is $d\lambda_0/d\lambda_+ = -0.12$ . Assumes $\mu$ -e universality.
<b>0.027 ± 0.006 OUR FIT</b>					Error includes scale factor of 2.3. Correlation is $d\lambda_0/d\lambda_+ = -0.17$ .
0.041 ± 0.006	0.13		68 KL3FIT	04 RVUE	$\lambda_+ = 0.030$
0.0341 ± 0.0067	unknown	150k	69 BIRULEV	81 SPEC	DP
+0.050 ± 0.008	-0.11	14k	CHO	80 HBC	DP
+0.039 ± 0.010	-0.67	16k	HILL	79 STRC	DP
+0.047 ± 0.009	1.06	207k	70 CLARK	77 SPEC	POL
+0.025 ± 0.019	+0.5	32k	71 BUCHANAN	75 SPEC	DP
+0.019 ± 0.004	-0.47	1.6M	72 DONALDSON	74B SPEC	DP
-0.018 ± 0.009	+0.49	2.2M	70 SANDWEISS	73 CNTR	POL
● ● ● We do not use the following data for averages, fits, limits, etc. ● ● ●					
0.041 ± 0.008		14k	73 CHO	80 HBC	BR, $\lambda_+ = 0.028$
+0.0485 ± 0.0076		47k	DZHORD...	77 SPEC	In BIRULEV 81
+0.024 ± 0.011		82k	ALBRECHT	74 WIRE	In BIRULEV 81
+0.06 ± 0.03		6700	74 BRANDENB...	73 HBC	BR, $\lambda_+ = 0.019 \pm 0.013$
-0.060 ± 0.038	-0.71	1385	75 PEACH	73 HLBC	DP
-0.043 ± 0.052	-1.39	9086	76 ALBROW	72 ASPK	DP
-0.067 ± 0.227	unknown	16k	77 DALLY	72 ASPK	DP
-0.333 ± 0.034	+1.	3140	78 BASILE	70 OSPK	DP
-0.140 $\begin{smallmatrix} +0.043 \\ -0.022 \end{smallmatrix}$	+0.49		70 LONGO	69 CNTR	POL
+0.08 ± 0.07	-0.54	1371	70 CARPENTER	66 OSPK	DP

- <sup>68</sup> KL3FIT 04 value is from our fitted value of the  $K_{\mu 3}^{\pm}/K_{e 3}^{\pm}$  branching ratio. Assumes  $\mu - e$  universality.
- <sup>69</sup> BIRULEV 81 gives  $d\lambda_0/d\lambda_+ = -1.5$ , giving an unreasonably narrow error ellipse which dominates all other results. We use  $d\lambda_0/d\lambda_+ = 0$ .
- <sup>70</sup>  $\lambda_0$  value is for  $\lambda_+ = 0.03$  calculated by us from  $\xi(0)$  and  $d\xi(0)/d\lambda_+$ .
- <sup>71</sup> BUCHANAN 75 value is from their appendix A and uses only  $K_{\mu 3}$  data.  $d\lambda_0/d\lambda_+$  was obtained by private communication, C.Buchanan, 1976.
- <sup>72</sup> DONALDSON 74B  $d\lambda_0/d\lambda_+$  obtained from figure 18.
- <sup>73</sup> CHO 80 BR result not independent of their Dalitz plot result.
- <sup>74</sup> Fit for  $\lambda_0$  does not include this value but instead includes the  $K_{\mu 3}/K_{e 3}$  result from this experiment.
- <sup>75</sup> PEACH 73 assumes  $\lambda_+ = 0.025$ . Calculated by us from  $\xi(0)$  and  $d\xi(0)/d\lambda_+$ .
- <sup>76</sup> ALBROW 72  $\lambda_0$  is calculated by us from  $\xi_A$ ,  $\lambda_+$  and  $d\xi(0)/d\lambda_+$ . They give  $\lambda_0 = -0.043 \pm 0.039$  for  $\lambda_- = 0$ . We use our larger calculated error.
- <sup>77</sup> DALLY 72 gives  $f_0 = 1.20 \pm 0.35$ ,  $\lambda_0 = -0.080 \pm 0.272$ ,  $\lambda_0' = -0.006 \pm 0.045$ , but with a different definition of  $\lambda_0$ . Our quoted  $\lambda_0$  is his  $\lambda_0/f_0$ . We cannot calculate true  $\lambda_0$  error without his  $(\lambda_0, f_0)$  correlations. See also note on DALLY 72 in section  $\xi_A$ .
- <sup>78</sup> BASILE 70  $\lambda_0$  is for  $\lambda_+ = 0$ . Calculated by us from  $\xi_A$  with  $d\xi(0)/d\lambda_+ = 0$ . BASILE 70 is incompatible with all other results. Authors suggest that efficiency estimates might be responsible.

### $|f_S/f_+|$ FOR $K_{e 3}^0$ DECAY

Ratio of scalar to  $f_+$  couplings.

VALUE	CL%	EVTS	DOCUMENT ID	TECN	COMMENT
<b>&lt;0.04</b>	68	25k	BLUMENTHAL75	SPEC	

• • • We do not use the following data for averages, fits, limits, etc. • • •

<0.095	95	18k	HILL	78	STRC	
<0.07	68	48k	BIRULEV	76	SPEC	See also BIRULEV 81
<0.19	95	5600	ALBROW	73	ASPK	
<0.15	68		KULYUKINA	67	CC	

### $|f_T/f_+|$ FOR $K_{e 3}^0$ DECAY

Ratio of tensor to  $f_+$  couplings.

VALUE	CL%	EVTS	DOCUMENT ID	TECN	COMMENT
<b>&lt;0.23</b>	68	25k	BLUMENTHAL75	SPEC	

• • • We do not use the following data for averages, fits, limits, etc. • • •

<0.40	95	18k	HILL	78	STRC	
<0.34	68	48k	BIRULEV	76	SPEC	See also BIRULEV 81
<1.0	95	5600	ALBROW	73	ASPK	
<1.0	68		KULYUKINA	67	CC	

### $|f_T/f_+|$ FOR $K_{\mu 3}^0$ DECAY

Ratio of tensor to  $f_+$  couplings.

VALUE	DOCUMENT ID	TECN
<b>0.12±0.12</b>	BIRULEV	81 SPEC



### $\alpha_{K^*}$ DECAY FORM FACTOR FOR $K_L \rightarrow e^+ e^- \gamma$

$\alpha_{K^*}$  is the constant in the model of BERGSTROM 83 which measures the relative strength of the vector-vector transition  $K_L \rightarrow K^* \gamma$  with  $K^* \rightarrow \rho, \omega, \phi \rightarrow \gamma^*$  and the pseudoscalar-pseudoscalar transition  $K_L \rightarrow \pi, \eta, \eta' \rightarrow \gamma \gamma^*$ .

VALUE	EVTS	DOCUMENT ID	TECN
<b>-0.33 ± 0.05 OUR AVERAGE</b>			
-0.36 ± 0.06 ± 0.02	6864	FANTI	99B NA48
-0.28 ± 0.13		BARR	90B NA31
-0.280 <sup>+0.099</sup> <sub>-0.090</sub>		OHL	90B B845

### $\alpha_{K^*}$ DECAY FORM FACTOR FOR $K_L \rightarrow \mu^+ \mu^- \gamma$

$\alpha_{K^*}$  is the constant in the model of BERGSTROM 83 described in the previous section.

VALUE	EVTS	DOCUMENT ID	TECN
<b>-0.158 ± 0.027 OUR AVERAGE</b>			
-0.160 <sup>+0.026</sup> <sub>-0.028</sub>	9100	ALAVI-HARATI01G	KTEV
-0.04 <sup>+0.24</sup> <sub>-0.21</sub>		FANTI	97 NA48

### $\alpha_{K^*}^{\text{eff}}$ DECAY FORM FACTOR FOR $K_L \rightarrow e^+ e^- e^+ e^-$

$\alpha_{K^*}^{\text{eff}}$  is the parameter describing the relative strength of an intermediate pseudoscalar decay amplitude and a vector meson decay amplitude in the model of BERGSTROM 83. It takes into account both the radiative effects and the form factor. Since there are two  $e^+ e^-$  pairs here compared with one in  $e^+ e^- \gamma$  decays, a factorized expression is used for the  $e^+ e^- e^+ e^-$  decay form factor.

VALUE	EVTS	DOCUMENT ID	TECN
<b>-0.14 ± 0.16 ± 0.15</b>	441	ALAVI-HARATI01D	KTEV

### $a_1/a_2$ FORM FACTOR FOR M1 DIRECT EMISSION AMPLITUDE

Form factor =  $\tilde{g}_{M1} \left[ 1 + \frac{a_1/a_2}{(M_\rho^2 - M_K^2) + 2M_K E_\gamma} \right]$  as described in ALAVI-HARATI 00B.

VALUE (GeV <sup>2</sup> )	EVTS	DOCUMENT ID	TECN	COMMENT
<b>-0.734 ± 0.022 OUR AVERAGE</b>				
-0.81 <sup>+0.07</sup> <sub>-0.13</sub> ± 0.02		<sup>79</sup> LAI	03C NA48	$\pi^+ \pi^- e^+ e^-$
-0.737 ± 0.026 ± 0.022		<sup>80</sup> ALAVI-HARATI01B		$\pi^+ \pi^- \gamma$
-0.720 ± 0.028 ± 0.009	1766	<sup>81</sup> ALAVI-HARATI00B	KTEV	$\pi^+ \pi^- e^+ e^-$

<sup>79</sup> LAI 03C also measured  $\tilde{g}_{M1} = 0.99^{+0.28}_{-0.27} \pm 0.07$ .

<sup>80</sup> ALAVI-HARATI 01B fit gives  $\chi^2/\text{DOF} = 38.8/27$ . Linear and quadratic fits give  $\chi^2/\text{DOF} = 43.2/27$  and  $37.6/26$  respectively.

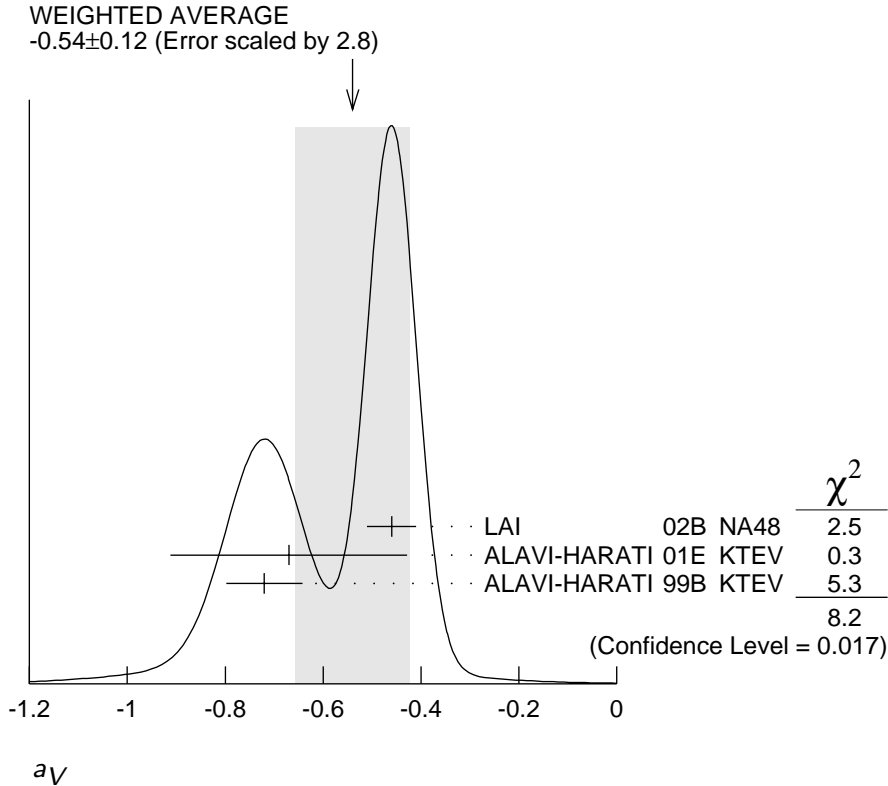
<sup>81</sup> ALAVI-HARATI 00B also measured  $\tilde{g}_{M1} = 1.35^{+0.20}_{-0.17} \pm 0.04$ .

### DECAY FORM FACTORS FOR $K_L^0 \rightarrow \pi^\pm \pi^0 e^\mp \nu_e$

Given in MAKOFF 93.

## $a_V$ , VECTOR MESON EXCHANGE CONTRIBUTION

VALUE	DOCUMENT ID	TECN	COMMENT
<b><math>-0.54 \pm 0.12</math> OUR AVERAGE</b>	Error includes scale factor of 2.8.		See the ideogram below.
$-0.46 \pm 0.03 \pm 0.04$	LAI	02B NA48	$K_L^0 \rightarrow \pi^0 2\gamma$
$-0.67 \pm 0.21 \pm 0.12$	ALAVI-HARATI01E	KTEV	$K_L^0 \rightarrow \pi^0 e^+ e^- \gamma$
$-0.72 \pm 0.05 \pm 0.06$	ALAVI-HARATI99B	KTEV	$K_L^0 \rightarrow \pi^0 2\gamma$



## $CP$ VIOLATION IN $K_L$ DECAYS

Revised March 2004 by L. Wolfenstein (Carnegie-Mellon University) and T.G. Trippe (LBNL).

The symmetries  $C$  (particle-antiparticle interchange) and  $P$  (space inversion) hold for strong and electromagnetic interactions. After the discovery of large  $C$  and  $P$  violation in the weak interactions, it appeared that the product  $CP$  was a good symmetry. In 1964  $CP$  violation was observed in  $K^0$  decays at a level given by the parameter  $\epsilon \approx 2.3 \times 10^{-3}$ .

A unified treatment of  $CP$  violation in  $K$ ,  $D$ ,  $B$ , and  $B_s$  mesons is given in “ $CP$  Violation in Meson Decays” by

D. Kirkby and Y. Nir in this *Review*. A recent book by K. Kleinknecht [1] gives a more detailed review including a thorough discussion of the experimental techniques used to determine  $CP$  violation parameters. Here we give a concise summary of the formalism needed to define the parameters of  $CP$  violation in  $K_L$  decays and a description of our fits for the best values of these parameters.

### 1. Formalism for $CP$ violation in Kaon decay:

$CP$  violation has been observed in the semi-leptonic decays  $K_L^0 \rightarrow \pi^\mp \ell^\pm \nu$  and in the nonleptonic decay  $K_L^0 \rightarrow 2\pi$ . The experimental numbers that have been measured are

$$\delta_L = \frac{\Gamma(K_L^0 \rightarrow \pi^- \ell^+ \nu) - \Gamma(K_L^0 \rightarrow \pi^+ \ell^- \nu)}{\Gamma(K_L^0 \rightarrow \pi^- \ell^+ \nu) + \Gamma(K_L^0 \rightarrow \pi^+ \ell^- \nu)} \quad (1a)$$

$$\begin{aligned} \eta_{+-} &= A(K_L^0 \rightarrow \pi^+ \pi^-) / A(K_S^0 \rightarrow \pi^+ \pi^-) \\ &= |\eta_{+-}| e^{i\phi_{+-}} \end{aligned} \quad (1b)$$

$$\begin{aligned} \eta_{00} &= A(K_L^0 \rightarrow \pi^0 \pi^0) / A(K_S^0 \rightarrow \pi^0 \pi^0) \\ &= |\eta_{00}| e^{i\phi_{00}} . \end{aligned} \quad (1c)$$

$CP$  violation can occur either in the  $K^0 - \bar{K}^0$  mixing or in the decay amplitudes. Assuming  $CPT$  invariance, the mass eigenstates of the  $K^0 - \bar{K}^0$  system can be written

$$|K_S\rangle = p|K^0\rangle + q|\bar{K}^0\rangle, \quad |K_L\rangle = p|K^0\rangle - q|\bar{K}^0\rangle. \quad (2)$$

If  $CP$  invariance held, we would have  $q = p$  so that  $K_S$  would be  $CP$  even and  $K_L$   $CP$  odd. (We define  $|\bar{K}^0\rangle$  as  $CP$   $|K^0\rangle$ ).  $CP$  violation in  $K^0 - \bar{K}^0$  mixing is then given by the parameter  $\tilde{\epsilon}$  where

$$\frac{p}{q} = \frac{(1 + \tilde{\epsilon})}{(1 - \tilde{\epsilon})}. \quad (3)$$

$CP$  violation can also occur in the decay amplitudes

$$A(K^0 \rightarrow \pi\pi(I)) = A_I e^{i\delta_I}, \quad A(\bar{K}^0 \rightarrow \pi\pi(I)) = A_I^* e^{i\delta_I}, \quad (4)$$

where  $I$  is the isospin of  $\pi\pi$ ,  $\delta_I$  is the final-state phase shift, and  $A_I$  would be real if  $CP$  invariance held. The  $CP$ -violating observables are usually expressed in terms of  $\epsilon$  and  $\epsilon'$  defined by

$$\eta_{+-} = \epsilon + \epsilon' , \quad \eta_{00} = \epsilon - 2\epsilon' , \quad (5a)$$

One can then show [2]

$$\epsilon = \tilde{\epsilon} + i (\text{Im } A_0 / \text{Re } A_0) , \quad (5b)$$

$$\sqrt{2}\epsilon' = ie^{i(\delta_2 - \delta_0)} (\text{Re } A_2 / \text{Re } A_0) (\text{Im } A_2 / \text{Re } A_2 - \text{Im } A_0 / \text{Re } A_0) , \quad (5c)$$

$$\delta_L = 2\text{Re } \epsilon / (1 + |\epsilon|^2) \approx 2\text{Re } \epsilon . \quad (5d)$$

In Eqs. (5a) small corrections of order  $\epsilon' \times \text{Re } (A_2/A_0)$  are neglected and Eq. (5d) assumes the  $\Delta S = \Delta Q$  rule.

The quantities  $\text{Im } A_0$ ,  $\text{Im } A_2$ , and  $\text{Im } \tilde{\epsilon}$  depend on the choice of phase convention since one can change the phases of  $K^0$  and  $\bar{K}^0$  by a transformation of the strange quark state  $|s\rangle \rightarrow |s\rangle e^{i\alpha}$ ; of course, observables are unchanged. It is possible by a choice of phase convention to set  $\text{Im } A_0$  or  $\text{Im } A_2$  or  $\text{Im } \tilde{\epsilon}$  to zero, but none of these is zero with the usual phase conventions in the Standard Model. The choice  $\text{Im } A_0 = 0$  is called the Wu-Yang phase convention [3] in which case  $\epsilon = \tilde{\epsilon}$ . The value of  $\epsilon'$  is independent of phase convention and a nonzero value demonstrates  $CP$  violation in the decay amplitudes, referred to as direct  $CP$  violation. The possibility that direct  $CP$  violation is essentially zero and that  $CP$  violation occurs only in the mixing matrix was referred to as the superweak theory [4].

By applying  $CPT$  invariance and unitarity the phase of  $\epsilon$  is given approximately by

$$\phi_\epsilon \approx \tan^{-1} \frac{2(m_{K_L} - m_{K_S})}{\Gamma_{K_S} - \Gamma_{K_L}} \approx 43.51 \pm 0.05^\circ \quad (6a)$$

while Eq. (5c) gives the phase of  $\epsilon'$  to be

$$\phi_{\epsilon'} = \delta_2 - \delta_0 + \frac{\pi}{2} \approx 48 \pm 4^\circ, \quad (6b)$$

where the numerical value is based on an analysis of  $\pi\text{-}\pi$  scattering [5]. The approximation in Eq. (6a) depends on the assumption that direct  $CP$  violation is very small in all  $K^0$  decays. This is expected to be good to a few tenths of a degree as indicated by the small value of  $\epsilon'$  and of  $\eta_{+-0}$ , the  $CP$ -violation parameter in the decay  $K_S \rightarrow \pi^+\pi^-\pi^0$  [6], although limits on  $\eta_{000}$  are still poor. The relation in Eq. (6a) is exact in the superweak theory so this is sometimes called the superweak phase  $\phi_{SW}$ . An important point for the analysis is that  $\cos(\phi_{\epsilon'} - \phi_\epsilon) \simeq 1$ . The consequence is that only two real quantities need be measured, the magnitude of  $\epsilon$  and the value of  $(\epsilon'/\epsilon)$  including its sign. The measured quantity  $|\eta_{00}/\eta_{+-}|^2$ , which is very close to unity so that we can write

$$|\eta_{00}/\eta_{+-}|^2 \approx 1 - 6\text{Re}(\epsilon'/\epsilon) \approx 1 - 6\epsilon'/\epsilon. \quad (7a)$$

$$\text{Re}(\epsilon'/\epsilon) \approx \frac{1}{3}(1 - |\eta_{00}/\eta_{+-}|). \quad (7b)$$

From the experimental measurements in this Edition of the *Review of Particle Physics* and the fits discussed in the next section, one finds

$$|\epsilon| = (2.284 \pm 0.014) \times 10^{-3}, \quad (8a)$$

$$\phi_\epsilon = (43.5 \pm 0.7)^\circ, \quad (8b)$$

$$\text{Re}(\epsilon'/\epsilon) \approx \epsilon'/\epsilon = (1.67 \pm 0.26) \times 10^{-3}, \quad (8c)$$

$$\phi_{+-} = (43.4 \pm 0.7)^\circ, \quad (8d)$$

$$\phi_{00} - \phi_{+-} = (0.2 \pm 0.4)^\circ, \quad (8e)$$

$$\delta_L = (3.27 \pm 0.12) \times 10^{-3}. \quad (8f)$$

Direct  $CP$  violation, as indicated by  $\epsilon'/\epsilon$ , is expected in the Standard Model. However the numerical value cannot be reliably predicted because of theoretical uncertainties [7]. The value of  $\delta_L$  agrees with Eq. (5d). The values of  $\phi_{+-}$  and  $\phi_{00} - \phi_{+-}$  are used to set limits on  $CPT$  violation. [See Tests of Conservation Laws.]

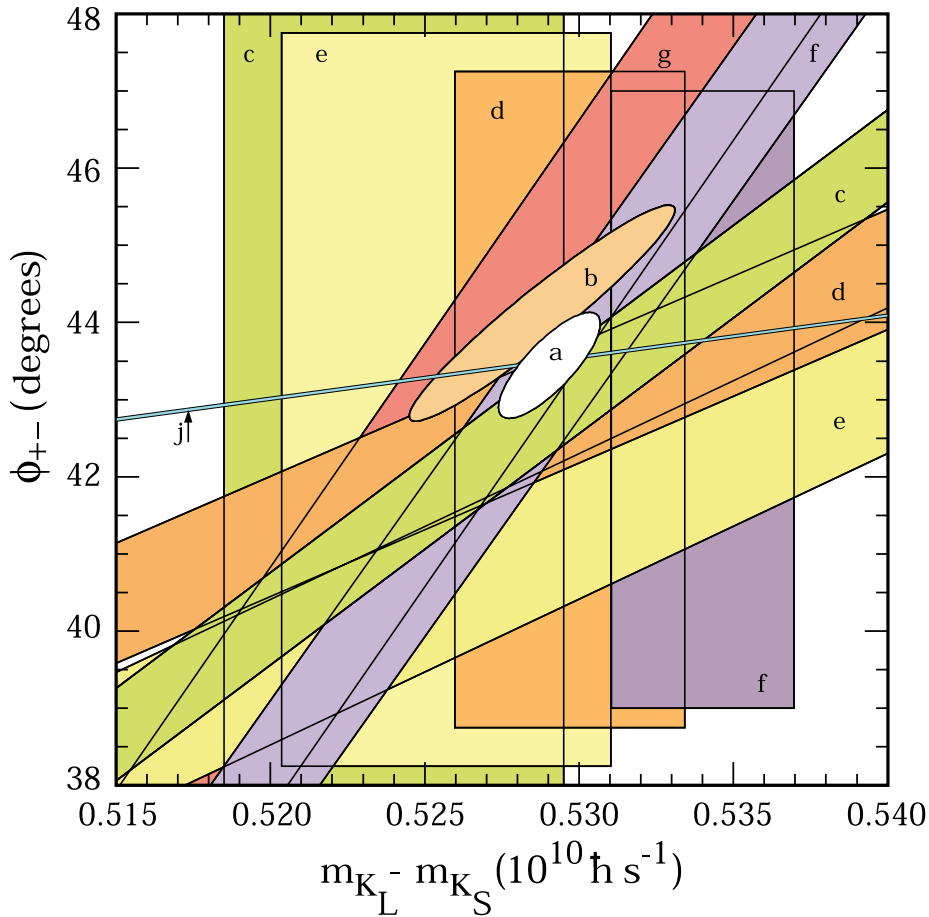
## 2. Fits for $K_L^0$ $CP$ -violation parameters:

In recent years,  $K_L^0$   $CP$ -violation experiments have improved our knowledge of  $CP$ -violation parameters and their consistency with the expectations of  $CPT$  invariance and unitarity. To determine the best values of the  $CP$ -violation parameters in  $K_L^0 \rightarrow \pi^+\pi^-$  and  $\pi^0\pi^0$  decay, we make two types of fits, one for the phases  $\phi_{+-}$  and  $\phi_{00}$  jointly with  $\Delta m$  and  $\tau_S$ , and the other for the amplitudes  $|\eta_{+-}|$  and  $|\eta_{00}|$  jointly with the  $K_L^0 \rightarrow \pi\pi$  branching fractions.

**Fits to  $\phi_{+-}$ ,  $\phi_{00}$ ,  $\Delta\phi$ ,  $\Delta m$ , and  $\tau_S$  data:** These are joint fits to the data on  $\phi_{+-}$ ,  $\phi_{00}$ , the phase difference  $\Delta\phi = \phi_{00} - \phi_{+-}$ , the  $K_L^0 - K_S^0$  mass difference  $\Delta m$ , and the  $K_S^0$  mean life  $\tau_S$ , including the effects of correlations.

Measurements of  $\phi_{+-}$  and  $\phi_{00}$  are highly correlated with  $\Delta m$  and  $\tau_S$ . Some measurements of  $\tau_S$  are correlated with  $\Delta m$ . The correlations are given in the footnotes of the  $\phi_{+-}$  and  $\phi_{00}$  sections of the  $K_L^0$  Particle Listings and the  $\tau_S$  section of the  $K_S^0$  Particle listings.

In most cases, the correlations are quoted as 100%, *i.e.* with the value and error of  $\phi_{+-}$  or  $\phi_{00}$  given at a fixed value of  $\Delta m$  and  $\tau_S$  with additional terms specifying the dependence of the value on  $\Delta m$  and  $\tau_S$ . These cases lead to diagonal bands in Figs. [1] and [2]. The KTeV experiment [8] quotes its results as values of  $\phi_{+-}$ ,  $\Delta m$ , and  $\tau_S$  with correlations, leading to the ellipses labeled “b”.



**Figure 1:**  $\phi_{+-}$  vs  $\Delta m$  for experiments which do not assume  $CPT$  invariance.  $\Delta m$  measurements appear as vertical bands spanning  $\Delta m \pm 1\sigma$ , cut near the top and bottom to aid the eye. Most  $\phi_{+-}$  measurements appear as diagonal bands spanning  $\phi_{+-} \pm \sigma_\phi$ . Data are labeled by letters: “b”–FNAL KTeV, “c”–CERN CPLEAR, “d”–FNAL E773, “e”–FNAL E731, “f”–CERN, “g”–CERN NA31, and are cited in Table 1. The narrow band “j” shows  $\phi_{sw}$ . The ellipse “a” shows the  $\chi^2 = 1$  contour of the fit result. See full-color version on color pages at end of book.

The data on  $\tau_s$ ,  $\Delta m$ , and  $\phi_{+-}$  shown in Figs. [1] and [2]. are combined with data on  $\phi_{00}$  and  $\phi_{00} - \phi_{+-}$  in two fits, one without assuming  $CPT$  and the other with this assumption. The results without assuming  $CPT$  are shown as ellipses labeled

**Table 1:** References, Document ID's, and sources corresponding to the letter labels in the figures. The data are given in the  $\phi_{+-}$  and  $\Delta m$  sections of the  $K_L$  Particle Listings, and the  $\tau_S$  section of the  $K_S$  Particle Listings.

Label	Source	PDG Document ID	Ref.
a	this review	OUR FIT	
b	FNAL KTeV	ALAVI-HARATI 03	[8]
c	CERN CPLEAR	APOSTOLAKIS 99C	[9]
d	FNAL E773	SCHWINGENHEUER 95	[10]
e	FNAL E731	GIBBONS 93,93C	[11,12]
f	CERN	GEWENIGER 74B,74C	[13,14]
g	CERN NA31	CAROSI 90	[15]
h	CERN NA48	LAI 02C	[16]
i	CERN NA31	BERTANZA 97	[17]
j	this review	SUPERWEAK 04	

“a”. These ellipses are seen to be in good agreement with the superweak phase

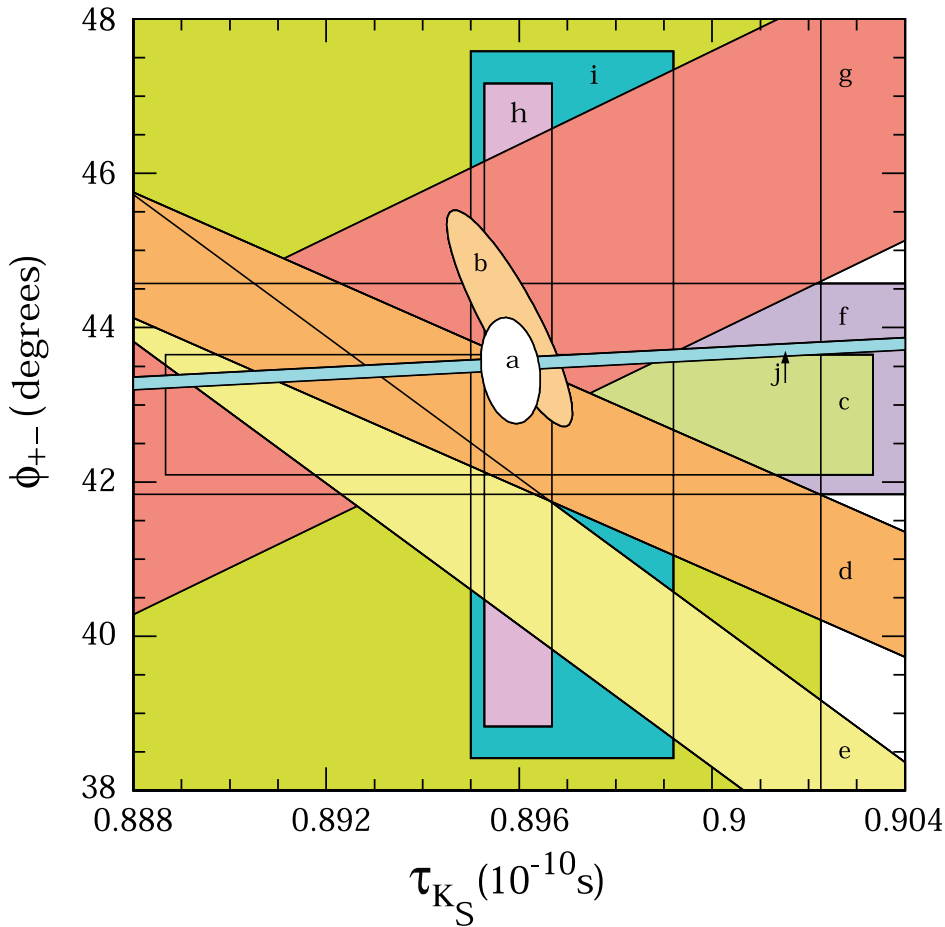
$$\phi_{\text{SW}} = \tan^{-1} \left( \frac{2\Delta m}{\Delta\Gamma} \right) = \tan^{-1} \left( \frac{2\Delta m \tau_S \tau_L}{\hbar(\tau_L - \tau_S)} \right) . \quad (9)$$

In Figs. [1] and [2],  $\phi_{\text{SW}}$  is shown as narrow bands labeled “j”.

Table 2 column 2, “Fit w/o  $CPT$ ,” gives the resulting fitted parameters, while Table 3 gives the correlation matrix for this fit. The white ellipses labeled “a” in Fig. 1 and Fig. 2 are the  $\chi^2 = 1$  contours for this fit.

For experiments which have dependencies on unseen fit parameters, that is, parameters other than those shown on the x or y axis of the figure, their band positions are evaluated using the fit results and their band widths include the fitted





**Figure 2:**  $\phi_{+-}$  vs  $\tau_S$ .  $\tau_S$  measurements appear as vertical bands spanning  $\tau_S \pm 1\sigma$ , some of which are cut near the top and bottom to aid the eye. Most  $\phi_{+-}$  measurements appear as diagonal or horizontal bands spanning  $\phi_{+-} \pm \sigma_\phi$ . Data are labeled by letters: “b”–FNAL KTeV, “c”–CERN CPLEAR, “d”–FNAL E773, “e”–FNAL E731, “f”–CERN, “g”–CERN NA31, “h”–CERN NA48, “i”–CERN NA31, and are cited in Table 1. The narrow band “j” shows  $\phi_{sw}$ . The ellipse “a” shows the fit result’s  $\chi^2 = 1$  contour. Color version at end of book.

uncertainty in the unseen parameters. This is also true for the  $\phi_{sw}$  bands.

If  $CPT$  invariance and unitarity are assumed, then by Eq. (6a), the phase of  $\epsilon$  is constrained to be approximately equal to

$$\phi_{\text{SW}} = (43.507 \pm 0.0004)^\circ + 54(\Delta m - 0.5290)^\circ + 32(\tau_S - 0.8958) \quad (10)$$

where we have linearized the  $\Delta m$  and  $\tau_S$  dependence of Eq. (9). The error  $\pm 0.0004$  is due to the uncertainty in  $\tau_L$ . Here  $\Delta m$  has units  $10^{10} \hbar \text{s}^{-1}$  and  $\tau_S$  has units  $10^{-10} \text{s}$ .

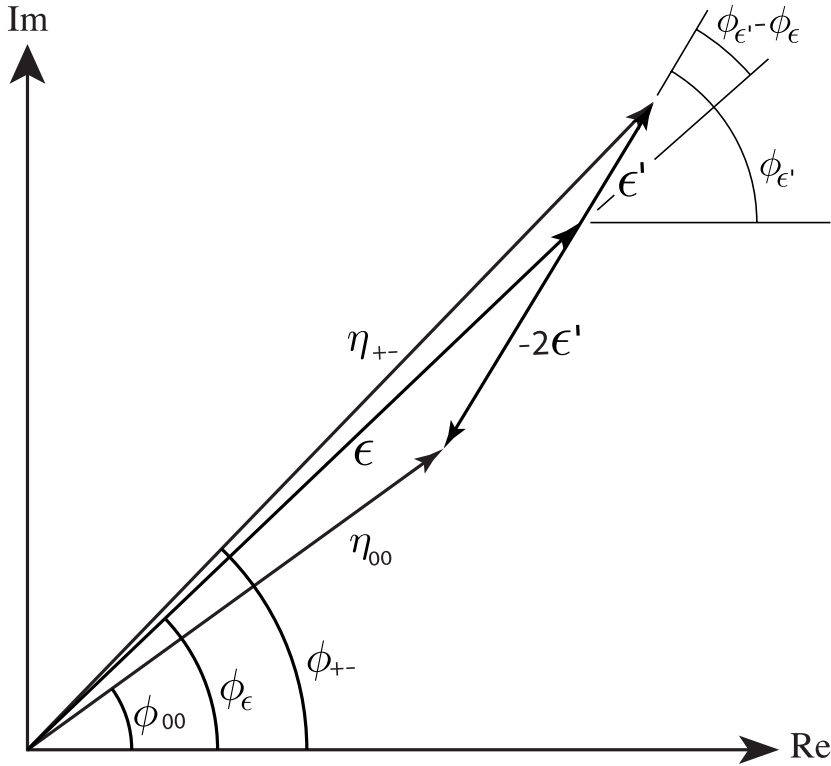
If in addition we use the observation that  $\text{Re}(\epsilon'/\epsilon) \ll 1$  and  $\cos(\phi_{\epsilon'} - \phi_\epsilon) \simeq 1$ , as well as the numerical value of  $\phi_{\epsilon'} - \phi_\epsilon$  given in Eq. (6b), then Eqs. (5a), which are sketched in Fig. 3, lead to the constraint

$$\begin{aligned} \phi_{00} - \phi_{+-} &\approx -3 \text{Im} \left( \frac{\epsilon'}{\epsilon} \right) \\ &\approx -3 \text{Re} \left( \frac{\epsilon'}{\epsilon} \right) \tan(\phi_{\epsilon'} - \phi_\epsilon) \\ &\approx -0.023^\circ \pm 0.020^\circ \end{aligned} \quad (11)$$

so that  $\phi_{+-} \approx \phi_{00} \approx \phi_\epsilon \approx \phi_{\text{SW}}$ .

In the fit assuming  $CPT$  we constrain  $\phi_\epsilon = \phi_{\text{SW}}$  using the linear expression in Eq. (10) and constrain  $\phi_{00} - \phi_{+-}$  using Eq. (11). These constraints are inserted into the Data Listings with the Document ID of SUPERWEAK 04. Some additional data for which the authors assumed  $CPT$  are added to this fit or substitute for other less precise data for which the authors did not make this assumption. See the data listings for details.

The results of this fit are shown in Table 2, column 3, “Fit w/ $CPT$ ,” and the correlation matrix is shown in Table 4. The  $\Delta m$  precision is improved by the  $CPT$  assumption.



**Figure 3:** Sketch of Eqs. (5a). Not to scale.

**Table 2:** Fit results for  $\phi_{+-}$ ,  $\Delta m$ ,  $\tau_S$ ,  $\phi_{00}$ ,  $\Delta\phi = \phi_{00} - \phi_{+-}$ , and  $\phi_\epsilon$  without and with the *CPT* assumption.

Quantity(units)	Fit w/o <i>CPT</i>	Fit w/ <i>CPT</i>
$\phi_{+-}(\text{°})$	$43.4 \pm 0.7$ (S=1.3)	$43.52 \pm 0.06$ (S=1.3)
$\Delta m(10^{10}\hbar \text{ s}^{-1})$	$0.5290 \pm 0.0016$ (S=1.2)	$0.5292 \pm 0.0010$ (S=1.2)
$\tau_S(10^{-10}\text{s})$	$0.8958 \pm 0.0006$ (S=1.2)	$0.8953 \pm 0.0006$ (S=1.4)
$\phi_{00}(\text{°})$	$43.7 \pm 0.8$ (S=1.2)	$43.50 \pm 0.06$ (S=1.3)
$\Delta\phi(\text{°})$	$0.2 \pm 0.4$	$-0.022 \pm 0.041$ (S=2.1)
$\phi_\epsilon(\text{°})$	$43.5 \pm 0.7$ (S=1.3)	$43.51 \pm 0.05$ (S=1.2)
$\chi^2$	17.3	21.8
No. Deg. Freedom	13	17

**Table 3:** Correlation matrix for the results of the fit without the *CPT* assumption

	$\phi_{+-}$	$\Delta m$	$\tau_S$	$\phi_{00}$	$\Delta\phi$	$\phi_\epsilon$
$\phi_{+-}$	1.00	0.79	-0.19	0.85	0.00	0.98
$\Delta m$	0.79	1.00	-0.16	0.69	0.03	0.78
$\tau_S$	-0.19	-0.16	1.00	-0.15	0.01	-0.18
$\phi_{00}$	0.85	0.69	-0.15	1.00	0.53	0.94
$\Delta\phi$	0.00	0.03	0.01	0.53	1.00	0.21
$\phi_\epsilon$	0.98	0.78	-0.18	0.94	0.21	1.00

**Table 4:** Correlation matrix for the results of the fit with the *CPT* assumption

	$\phi_{+-}$	$\Delta m$	$\tau_S$	$\phi_{00}$	$\Delta\phi$	$\phi_\epsilon$
$\phi_{+-}$	1.00	0.92	0.32	0.76	-0.26	0.97
$\Delta m$	0.92	1.00	0.00	0.84	-0.02	0.94
$\tau_S$	0.32	0.00	1.00	0.30	0.01	0.33
$\phi_{00}$	0.76	0.84	0.30	1.00	0.44	0.89
$\Delta\phi$	-0.26	-0.02	0.01	0.44	1.00	-0.02
$\phi_\epsilon$	0.97	0.94	0.33	0.89	-0.02	1.00

### Fits for $\epsilon'/\epsilon$ , $|\eta_{+-}|$ , $|\eta_{00}|$ , and $B(K_L \rightarrow \pi\pi)$

We list measurements of  $|\eta_{+-}|$ ,  $|\eta_{00}|$ ,  $|\eta_{00}/\eta_{+-}|$  and  $\epsilon'/\epsilon$ . Independent information on  $|\eta_{+-}|$  and  $|\eta_{00}|$  can be obtained from measurements of the  $K_L^0$  and  $K_S^0$  lifetimes ( $\tau_L$ ,  $\tau_S$ ) and branching ratios ( $B$ ) to  $\pi\pi$ , using the relations

$$|\eta_{+-}| = \left[ \frac{B(K_L^0 \rightarrow \pi^+\pi^-)}{\tau_L} \frac{\tau_S}{B(K_S^0 \rightarrow \pi^+\pi^-)} \right]^{1/2}, \quad (12a)$$

$$|\eta_{00}| = \left[ \frac{B(K_L^0 \rightarrow \pi^0 \pi^0)}{\tau_L} \frac{\tau_S}{B(K_S^0 \rightarrow \pi^0 \pi^0)} \right]^{1/2}. \quad (12b)$$

For historical reasons the branching ratio fits and the  $CP$ -violation fits are done separately, but we want to include the influence of  $|\eta_{+-}|$ ,  $|\eta_{00}|$ ,  $|\eta_{00}/\eta_{+-}|$ , and  $\epsilon'/\epsilon$  measurements on  $B(K_L^0 \rightarrow \pi^+ \pi^-)$  and  $B(K_L^0 \rightarrow \pi^0 \pi^0)$  and vice versa. We approximate a global fit to all of these measurements by first performing two independent fits: 1) BRFIT, a fit to the  $K_L^0$  branching ratios, rates, and mean life, and 2) ETAFIT, a fit to the  $|\eta_{+-}|$ ,  $|\eta_{00}|$ ,  $|\eta_{+-}/\eta_{00}|$ , and  $\epsilon'/\epsilon$  measurements. The results from fit 1, along with the  $K_S^0$  values from this edition are used to compute values of  $|\eta_{+-}|$  and  $|\eta_{00}|$  which are included as measurements in the  $|\eta_{00}|$  and  $|\eta_{+-}|$  sections with a document ID of BRFIT 04. Thus the fit values of  $|\eta_{+-}|$  and  $|\eta_{00}|$  given in this edition include both the direct measurements and the results from the branching ratio fit.

The process is reversed in order to include the direct  $|\eta|$  measurements in the branching ratio fit. The results from fit 2 above (before including BRFIT 04 values) are used along with the  $K_L^0$  and  $K_S^0$  mean lives and the  $K_S^0 \rightarrow \pi\pi$  branching fractions to compute the  $K_L^0$  branching ratios  $\Gamma(K_L^0 \rightarrow \pi^+ \pi^-)/\Gamma(\text{total})$  and  $\Gamma(K_L^0 \rightarrow \pi^0 \pi^0)/\Gamma(K_L^0 \rightarrow \pi^+ \pi^-)$ . These branching ratio values are included as measurements in the branching ratio section with a document ID of ETAFIT 04. Thus the  $K_L^0$  branching ratio fit values in this edition include the results of direct measurements of  $|\eta_{+-}|$ ,  $|\eta_{00}|$ ,  $|\eta_{00}/\eta_{+-}|$ , and  $\epsilon'/\epsilon$ . A more detailed discussion of these fits is given in the 1990 edition of this *Review* [18].

## References

1. K. Kleinknecht, "Uncovering  $CP$  violation: experimental clarification in the neutral  $K$  meson and  $B$  meson

- systems”, Springer Tracts in Modern Physics, vol. 195 (Springer Verlag 2003).
2. B. Winstein and L. Wolfenstein, Rev. Mod. Phys. **65**, 1113 (1993).
  3. T.T. Wu and C.N. Yang, Phys. Rev. Lett. **13**, 380 (1964).
  4. L. Wolfenstein, Phys. Rev. Lett. **13**, 562 (1964);  
L. Wolfenstein, Comm. Nucl. Part. Phys. **21**, 275 (1994).
  5. E. Chell and M.G. Olsson, Phys. Rev. **D48**, 4076 (1993).
  6. R. Adler *et al.*, (CLEAR Collaboration), Phys. Lett. **B407**, 193 (1997);  
P. Bloch, *Proceedings of Workshop on K Physics* (Orsay 1996), ed. L. Iconomidou-Fayard, Edition Frontieres, Gif-sur-Yvette, France (1997) p. 307.
  7. G. Buchalla, A.J. Buras, and M.E. Lautenbacher, Rev. Mod. Phys. **68**, 1125 (1996);  
S. Bosch *et al.*, Nucl. Phys. **B565**, 3 (2000);  
S. Bertolini, M. Fabrichesi, and J.O. Egg, Rev. Mod. Phys. **72**, 65 (2000).
  8. A. Alavi-Harati *et al.*, Phys. Rev. **D67**, 012005 (2003);  
See also *erratum*, Alavi-Harati *et al.*, Phys. Rev. **D**, to be published, for corrections to correlation coefficients.
  9. A. Apostolakis *et al.*, Phys. Lett. **B458**, 545 (1999).
  10. B. Schwingenheuer *et al.*, Phys. Rev. Lett. **74**, 4376 (1995).
  11. L.K. Gibbons *et al.*, Phys. Rev. Lett. **70**, 1199 (1993) and footnote in Ref. [10].
  12. L.K. Gibbons, Thesis, RX-1487, Univ. of Chicago, 1993.
  13. C. Geweniger *et al.*, Phys. Lett. **48B**, 487 (1974).
  14. C. Geweniger *et al.*, Phys. Lett. **52B**, 108 (1974).
  15. R. Carosi *et al.*, Phys. Lett. **B237**, 303 (1990).
  16. A. Lai *et al.*, Phys. Lett. **B537**, 28 (2002).
  17. L. Bertanza *et al.*, Z. Phys. **C73**, 629 (1997).
  18. J.J. Hernandez *et al.*, Phys. Lett. **B239**, 1 (1990).
-

## CP-VIOLATION PARAMETERS IN $K_L^0$ DECAYS

### ———— CHARGE ASYMMETRY IN $K_{\ell 3}^0$ DECAYS ————

Such asymmetry violates *CP*. It is related to  $\text{Re}(\epsilon)$ .

$\delta_L =$  weighted average of  $\delta_L(\mu)$  and  $\delta_L(e)$

VALUE (%)	EVTS	DOCUMENT ID	TECN	COMMENT
<b>0.327±0.012 OUR AVERAGE</b>		Includes data from the 2 datablocks that follow this one.		
0.333±0.050	33M	WILLIAMS	73 ASPK	$K_{\mu 3} + K_{e 3}$

$\delta_L(\mu) = [\Gamma(\pi^- \mu^+ \nu_\mu) - \Gamma(\pi^+ \mu^- \bar{\nu}_\mu)]/\text{SUM}$

Only the combined value below is put into the Meson Summary Table.

VALUE (%)	EVTS	DOCUMENT ID	TECN
The data in this block is included in the average printed for a previous datablock.			

**0.304±0.025 OUR AVERAGE**

0.313±0.029	15M	GEWENIGER	74 ASPK
0.278±0.051	7.7M	PICCIONI	72 ASPK

• • • We do not use the following data for averages, fits, limits, etc. • • •

0.60 ±0.14	4.1M	MCCARTHY	73 CNTR
0.57 ±0.17	1M	<sup>82</sup> PACIOTTI	69 OSPK
0.403±0.134	1M	<sup>82</sup> DORFAN	67 OSPK

<sup>82</sup>PACIOTTI 69 is a reanalysis of DORFAN 67 and is corrected for  $\mu^+ \mu^-$  range difference in MCCARTHY 72.

$\delta_L(e) = [\Gamma(\pi^- e^+ \nu_e) - \Gamma(\pi^+ e^- \bar{\nu}_e)]/\text{SUM}$

Only the combined value below is put into the Meson Summary Table.

VALUE (%)	EVTS	DOCUMENT ID	TECN
The data in this block is included in the average printed for a previous datablock.			

**0.333±0.014 OUR AVERAGE**

0.341±0.018	34M	GEWENIGER	74 ASPK
0.318±0.038	40M	FITCH	73 ASPK
0.346±0.033	10M	MARX	70 CNTR
0.246±0.059	10M	<sup>83</sup> SAAL	69 CNTR

• • • We do not use the following data for averages, fits, limits, etc. • • •

0.36 ±0.18	600k	ASHFORD	72 ASPK
0.224±0.036	10M	<sup>83</sup> BENNETT	67 CNTR

<sup>83</sup>SAAL 69 is a reanalysis of BENNETT 67.

### ———— PARAMETERS FOR $K_L^0 \rightarrow 2\pi$ DECAY ————

$$\eta_{+-} = A(K_L^0 \rightarrow \pi^+ \pi^-) / A(K_S^0 \rightarrow \pi^+ \pi^-)$$

$$\eta_{00} = A(K_L^0 \rightarrow \pi^0 \pi^0) / A(K_S^0 \rightarrow \pi^0 \pi^0)$$

The fitted values of  $|\eta_{+-}|$  and  $|\eta_{00}|$  given below are the results of a fit to  $|\eta_{+-}|$ ,  $|\eta_{00}|$ ,  $|\eta_{00}/\eta_{+-}|$ , and  $\text{Re}(\epsilon'/\epsilon)$ . Independent information on  $|\eta_{+-}|$  and  $|\eta_{00}|$  can be obtained from the fitted values of the  $K_L^0 \rightarrow \pi\pi$  and  $K_S^0 \rightarrow \pi\pi$  branching ratios and the  $K_L^0$  and  $K_S^0$  lifetimes. This information is included as data in the  $|\eta_{+-}|$  and  $|\eta_{00}|$  sections with a Document ID "BRFIT." See the note "CP violation in  $K_L$  decays" above for details.

$$|\eta_{00}| = |A(K_L^0 \rightarrow 2\pi^0) / A(K_S^0 \rightarrow 2\pi^0)|$$

VALUE (units $10^{-3}$ )	DOCUMENT ID	TECN	COMMENT
--------------------------	-------------	------	---------

**2.276±0.014 OUR FIT**

**2.280±0.025 OUR AVERAGE**

2.278±0.025	BRFIT	04	
2.47 ±0.31 ±0.24	ANGELOPO...	98 CPLR	
2.33 ±0.18	CHRISTENS...	79 ASPK	

• • • We do not use the following data for averages, fits, limits, etc. • • •

2.49 ±0.40	<sup>84</sup> ADLER	96B CPLR	Sup. by ANGELOPOU- LOS 98
2.71 ±0.37	<sup>85</sup> WOLFF	71 OSPK	Cu reg., 4γ's
2.95 ±0.63	<sup>85</sup> CHOLLET	70 OSPK	Cu reg., 4γ's

<sup>84</sup> Error is statistical only.

<sup>85</sup> CHOLLET 70 gives  $|\eta_{00}| = (1.23 \pm 0.24) \times (\text{regeneration amplitude, 2 GeV/c Cu}) / 10000\text{mb}$ . WOLFF 71 gives  $|\eta_{00}| = (1.13 \pm 0.12) \times (\text{regeneration amplitude, 2 GeV/c Cu}) / 10000\text{mb}$ . We compute both  $|\eta_{00}|$  values for (regeneration amplitude, 2 GeV/c Cu) =  $24 \pm 2\text{mb}$ . This regeneration amplitude results from averaging over FAISSNER 69, extrapolated using optical-model calculations of Bohm *et al.*, Physics Letters **27B** 594 (1968) and the data of BALATS 71. (From H. Faissner, private communication).

$$|\eta_{+-}| = |A(K_L^0 \rightarrow \pi^+\pi^-) / A(K_S^0 \rightarrow \pi^+\pi^-)|$$

VALUE (units $10^{-3}$ )	EVTS	DOCUMENT ID	TECN	COMMENT
--------------------------	------	-------------	------	---------

**2.288±0.014 OUR FIT**

**2.286±0.017 OUR AVERAGE**

2.289±0.024		BRFIT	04	
2.264±0.023±0.027	70M	<sup>86</sup> APOSTOLA...	99C CPLR	$K^0-\bar{K}^0$ asymmetry
2.30 ±0.035		GEWENIGER	74B ASPK	

• • • We do not use the following data for averages, fits, limits, etc. • • •

2.310±0.043±0.031		<sup>87</sup> ADLER	95B CPLR	$K^0-\bar{K}^0$ asymmetry
2.32 ±0.14 ±0.03	$10^5$	ADLER	92B CPLR	$K^0-\bar{K}^0$ asymmetry

<sup>86</sup> APOSTOLAKIS 99C report  $(2.264 \pm 0.023 \pm 0.026 + 9.1[\tau_S - 0.8934]) \times 10^{-3}$ . We evaluate for our 1998 best value  $\tau_S = (0.8934 \pm 0.0008) \times 10^{-10}$  s.

<sup>87</sup> ADLER 95B report  $(2.312 \pm 0.043 \pm 0.030 - 1[\Delta m - 0.5274] + 9.1[\tau_S - 0.8926]) \times 10^{-3}$ . We evaluate for our 1996 best values  $\Delta m = (0.5304 \pm 0.0014) \times 10^{-10} \text{h}_s^{-1}$  and  $\tau_S = (0.8927 \pm 0.0009) \times 10^{-10}$  s. Superseded by APOSTOLAKIS 99C.

$$|\epsilon| = (2|\eta_{+-}| + |\eta_{00}|) / 3$$

This expression is a very good approximation, good to about one part in  $10^{-4}$  because of the small measured value of  $\phi_{00} - \phi_{+-}$  and small theoretical ambiguities.

VALUE (units $10^{-3}$ )	DOCUMENT ID
--------------------------	-------------

**2.284±0.014 OUR FIT**



### $|\eta_{00}/\eta_{+-}|$

VALUE	EVTS	DOCUMENT ID	TECN
-------	------	-------------	------

**0.9950 ± 0.0008 OUR FIT** Error includes scale factor of 1.6.

**0.9930 ± 0.0020 OUR AVERAGE**

0.9931 ± 0.0020	88,89	BARR	93D NA31
-----------------	-------	------	----------

0.9904 ± 0.0084 ± 0.0036	90	WOODS	88 E731
--------------------------	----	-------	---------

• • • We do not use the following data for averages, fits, limits, etc. • • •

0.9939 ± 0.0013 ± 0.0015	1M	88 BARR	93D NA31
--------------------------	----	---------	----------

0.9899 ± 0.0020 ± 0.0025		88 BURKHARDT	88 NA31
--------------------------	--	--------------	---------

<sup>88</sup> This is the square root of the ratio  $R$  given by BURKHARDT 88 and BARR 93D.

<sup>89</sup> This is the combined results from BARR 93D and BURKHARDT 88, taking into account a common systematic uncertainty of 0.0014.

<sup>90</sup> We calculate  $|\eta_{00}/\eta_{+-}| = 1 - 3(\epsilon'/\epsilon)$  from WOODS 88 ( $\epsilon'/\epsilon$ ) value.

### $Re(\epsilon'/\epsilon) = (1 - |\eta_{00}/\eta_{+-}|)/3$

VALUE (units $10^{-3}$ )	DOCUMENT ID	TECN	COMMENT
--------------------------	-------------	------	---------

**1.67 ± 0.26 OUR FIT** Error includes scale factor of 1.6.

**1.67 ± 0.23 OUR AVERAGE** Error includes scale factor of 1.4. See the ideogram below.

2.07 ± 0.28	ALAVI-HARATI03	KTEV	
-------------	----------------	------	--

1.47 ± 0.22	BATLEY	02 NA48	
-------------	--------	---------	--

2.3 ± 0.65	91,92 BARR	93D NA31	
------------	------------	----------	--

0.74 ± 0.52 ± 0.29	GIBBONS	93B E731	
--------------------	---------	----------	--

• • • We do not use the following data for averages, fits, limits, etc. • • •

1.53 ± 0.26	LAI	01C NA48	Incl. in BATLEY 02
-------------	-----	----------	--------------------

2.80 ± 0.30 ± 0.28	ALAVI-HARATI99D	KTEV	In ALAVI-HARATI 03
--------------------	-----------------	------	--------------------

1.85 ± 0.45 ± 0.58	FANTI	99C NA48	In LAI 01C
--------------------	-------	----------	------------

2.0 ± 0.7	93 BARR	93D NA31	
-----------	---------	----------	--

-0.4 ± 1.4 ± 0.6	PATTERSON	90 E731	in GIBBONS 93B
------------------	-----------	---------	----------------

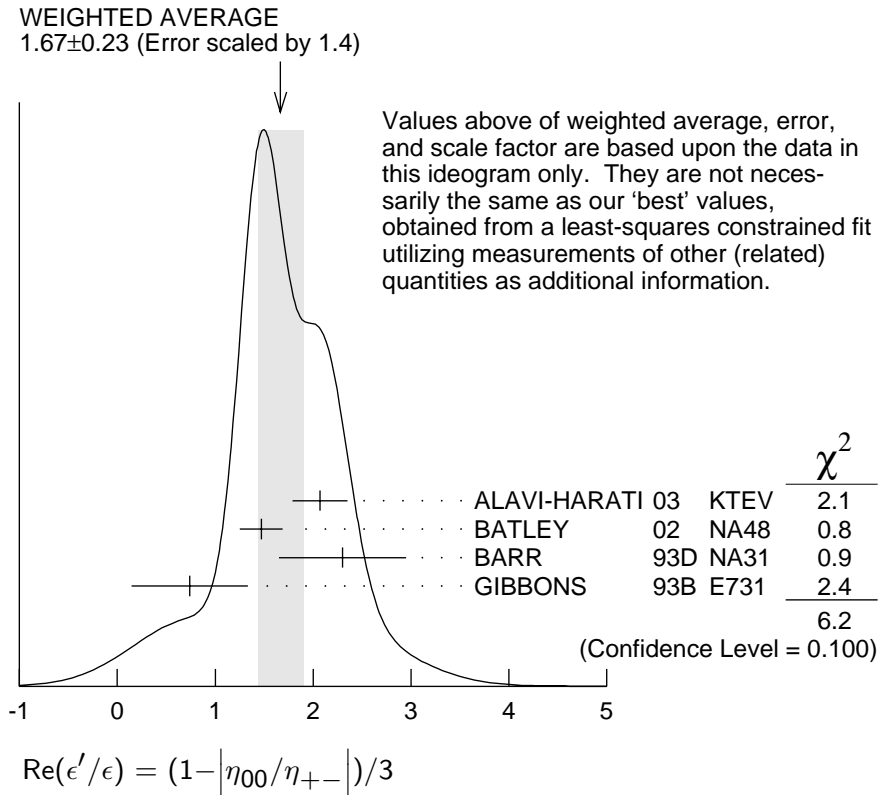
3.3 ± 1.1	93 BURKHARDT	88 NA31	
-----------	--------------	---------	--

3.2 ± 2.8 ± 1.2	91 WOODS	88 E731	
-----------------	----------	---------	--

<sup>91</sup> These values are derived from  $|\eta_{00}/\eta_{+-}|$  measurements. They enter the average in this section but enter the fit via the  $|\eta_{00}/\eta_{+-}|$  only.

<sup>92</sup> This is the combined results from BARR 93D and BURKHARDT 88, taking into account their common systematic uncertainty.

<sup>93</sup> These values are derived from  $|\eta_{00}/\eta_{+-}|$  measurements.



**$\phi_{+-}$ , PHASE of  $\eta_{+-}$**

The dependence of the phase on  $\Delta m$  and  $\tau_S$  is given for each experiment in the comments below, where  $\Delta m$  is the  $K_L^0 - K_S^0$  mass difference in units  $10^{10} \text{ } \hbar\text{s}^{-1}$  and  $\tau_S$  is the  $K_S$  mean life in units  $10^{-10}$  s. We also give the regeneration phase  $\phi_f$  in the comments below.

OUR FIT is described in the note on "CP violation in  $K_L$  decays" in the  $K_L^0$  Particle Listings. Most experiments in this section are included in both the "Not Assuming CPT" and "Assuming CPT" fits. In the latter fit, they have little direct influence on  $\phi_{+-}$  because their errors are large compared to that assuming CPT, but they influence  $\Delta m$  and  $\tau_S$  through their dependencies on these parameters, which are given in the footnotes. Only ALAVI-HARATI 03 is excluded from the "Assuming CPT" fit because we explicitly include their  $\Delta m$  and  $\tau_S$  measurements which assume CPT.

VALUE (°)	EVTS	DOCUMENT ID	TECN	COMMENT
<b>43.52 ± 0.06 OUR FIT</b>				Error includes scale factor of 1.3. Assuming CPT
<b>43.4 ± 0.7 OUR FIT</b>				Error includes scale factor of 1.3. Not assuming CPT
44.12 ± 0.72 ± 1.20		<sup>94</sup> ALAVI-HARATI03	KTEV	Not assuming CPT
42.9 ± 0.6 ± 0.3	70M	<sup>95</sup> APOSTOLA...	99C CPLR	$K^0 - \bar{K}^0$ asymmetry
43.0 ± 0.8 ± 0.2		<sup>96,97</sup> SCHWINGEN...	95 E773	CH <sub>1,1</sub> regenerator
41.4 ± 0.9 ± 0.3		<sup>97,98</sup> GIBBONS	93 E731	B <sub>4</sub> C regenerator
44.4 ± 1.6 ± 0.6		<sup>99</sup> CAROSI	90 NA31	Vacuum regen.
43.3 ± 1.0 ± 0.5		<sup>100</sup> GEWENIGER	74B ASPK	Vacuum regen.

• • • We do not use the following data for averages, fits, limits, etc. • • •

42.5 ± 0.4 ± 0.4	101,102 ADLER	96C RVUE	
43.4 ± 1.1 ± 0.3	103 ADLER	95B CPLR	$K^0-\bar{K}^0$ asymmetry
42.3 ± 4.4 ± 1.4	10 <sup>5</sup> 104 ADLER	92B CPLR	$K^0-\bar{K}^0$ asymmetry
47.7 ± 2.0 ± 0.9	97,105 KARLSSON	90 E731	
44.3 ± 2.8 ± 0.2	106 CARITHERS	75 SPEC	C regenerator

- <sup>94</sup> ALAVI-HARATI 03  $\phi_{+-}$  is correlated with their  $\Delta m = m_{K_L^0} - m_{K_S^0}$  and  $\tau_{K_S}$  measurements in the  $K_L^0$  and  $K_S^0$  sections respectively. The correlation coefficients are  $\rho(\phi_{+-}, \Delta m) = +0.955$ ,  $\rho(\phi_{+-}, \tau_S) = -0.871$ , and  $\rho(\tau_S, \Delta m) = -0.840$ . *CPT* is not assumed. Uses scintillator Pb regenerator.
- <sup>95</sup> APOSTOLAKIS 99C measures  $\phi_{+-} = (43.19 \pm 0.53 \pm 0.28) + 300 [\Delta m - 0.5301] (^\circ)$ . We have adjusted the measurement to use our best values of ( $\Delta m = 0.5292 \pm 0.0010$ ) ( $10^{10} \hbar s^{-1}$ ). Our first error is their experiment's error and our second error is the systematic error from using our best values.
- <sup>96</sup> SCHWINGENHEUER 95 measures  $\phi_{+-} = (43.53 \pm 0.76) + 173 [\Delta m - 0.5282] - 275 [\tau_S - 0.8926] (^\circ)$ . We have adjusted the measurement to use our best values of ( $\Delta m = 0.5292 \pm 0.0010$ ) ( $10^{10} \hbar s^{-1}$ ), ( $\tau_S = 0.8953 \pm 0.0006$ ) ( $10^{-10}$  s). Our first error is their experiment's error and our second error is the systematic error from using our best values.
- <sup>97</sup> These experiments measure  $\phi_{+-} - \phi_f$  and calculate the regeneration phase from the power law momentum dependence of the regeneration amplitude using analyticity and dispersion relations. SCHWINGENHEUER 95 [GIBBONS 93] includes a systematic error of  $0.35^\circ$  [ $0.5^\circ$ ] for uncertainties in their modeling of the regeneration amplitude. See the discussion of these systematic errors, including criticism that they could be underestimated, in the note on "*C* violation in  $K_L^0$  decay."
- <sup>98</sup> GIBBONS 93 measures  $\phi_{+-} = (42.21 \pm 0.9) + 189 [\Delta m - 0.5257] - 460 [\tau_S - 0.8922] (^\circ)$ . We have adjusted the measurement to use our best values of ( $\Delta m = 0.5292 \pm 0.0010$ ) ( $10^{10} \hbar s^{-1}$ ), ( $\tau_S = 0.8953 \pm 0.0006$ ) ( $10^{-10}$  s). Our first error is their experiment's error and our second error is the systematic error from using our best values. This is actually reported in SCHWINGENHEUER 95, footnote 8. GIBBONS 93 reports  $\phi_{+-}$  ( $42.2 \pm 1.4$ ) $^\circ$ . They measure  $\phi_{+-} - \phi_f$  and calculate the regeneration phase  $\phi_f$  from the power law momentum dependence of the regeneration amplitude using analyticity. An error of  $0.6^\circ$  is included for possible uncertainties in the regeneration phase.
- <sup>99</sup> CAROSI 90 measures  $\phi_{+-} = (46.9 \pm 1.4 \pm 0.7) + 579 [\Delta m - 0.5351] + 303 [\tau_S - 0.8922] (^\circ)$ . We have adjusted the measurement to use our best values of ( $\Delta m = 0.5292 \pm 0.0010$ ) ( $10^{10} \hbar s^{-1}$ ), ( $\tau_S = 0.8953 \pm 0.0006$ ) ( $10^{-10}$  s). Our first error is their experiment's error and our second error is the systematic error from using our best values.
- <sup>100</sup> GEWENIGER 74B measures  $\phi_{+-} = (49.4 \pm 1.0) + 565 [\Delta m - 0.540] (^\circ)$ . We have adjusted the measurement to use our best values of ( $\Delta m = 0.5292 \pm 0.0010$ ) ( $10^{10} \hbar s^{-1}$ ). Our first error is their experiment's error and our second error is the systematic error from using our best values.
- <sup>101</sup> ADLER 96C measures  $\phi_{+-} = (43.82 \pm 0.41) + 339 [\Delta m - 0.5307] - 252 [\tau_S - 0.8922] (^\circ)$ . We have adjusted the measurement to use our best values of ( $\Delta m = 0.5292 \pm 0.0010$ ) ( $10^{10} \hbar s^{-1}$ ), ( $\tau_S = 0.8953 \pm 0.0006$ ) ( $10^{-10}$  s). Our first error is their experiment's error and our second error is the systematic error from using our best values.
- <sup>102</sup> ADLER 96C is the result of a fit which includes nearly the same data as entered into the "OUR FIT" value in the 1996 edition of this Review (Physical Review **D54** 1 (1996)).

<sup>103</sup> ADLER 95B measures  $\phi_{+-} = (42.7 \pm 0.9 \pm 0.6) + 316 [\Delta m - 0.5274] + 30 [\tau_S - 0.8926]$  ( $^\circ$ ). We have adjusted the measurement to use our best values of ( $\Delta m = 0.5292 \pm 0.0010$ ) ( $10^{10} \hbar \text{ s}^{-1}$ ), ( $\tau_S = 0.8953 \pm 0.0006$ ) ( $10^{-10} \text{ s}$ ). Our first error is their experiment's error and our second error is the systematic error from using our best values.

<sup>104</sup> ADLER 92B quote separately two systematic errors:  $\pm 0.4$  from their experiment and  $\pm 1.0$  degrees due to the uncertainty in the value of  $\Delta m$ .

<sup>105</sup> KARLSSON 90 systematic error does not include regeneration phase uncertainty.

<sup>106</sup> CARITHERS 75 measures  $\phi_{+-} = (45.5 \pm 2.8) + 224 [\Delta m - 0.5348]$  ( $^\circ$ ). We have adjusted the measurement to use our best values of ( $\Delta m = 0.5292 \pm 0.0010$ ) ( $10^{10} \hbar \text{ s}^{-1}$ ). Our first error is their experiment's error and our second error is the systematic error from using our best values.  $\phi_f = -40.9 \pm 2.6^\circ$ .

### $\phi_{00}$ , PHASE OF $\eta_{00}$

See comment in  $\phi_{+-}$  header above for treatment of  $\Delta m$  and  $\tau_S$  dependence, as well as for the inclusion of data in both the "Assuming *CPT*" and "Not Assuming *CPT*" fits.

OUR FIT is described in the note on "*CP* violation in  $K_L$  decays" in the  $K_L^0$  Particle Listings.

VALUE ( $^\circ$ )	DOCUMENT ID	TECN	COMMENT
<b>43.50 ± 0.06 OUR FIT</b>			Error includes scale factor of 1.3. Assuming <i>CPT</i>
<b>43.7 ± 0.8 OUR FIT</b>			Error includes scale factor of 1.2. Not assuming <i>CPT</i>
44.5 ± 2.3 ± 0.6	<sup>107</sup> CAROSI	90	NA31
• • • We do not use the following data for averages, fits, limits, etc. • • •			
41.6 ± 5.9 ± 0.2	<sup>108</sup> ANGELOPO...	98	CPLR
50.8 ± 7.1 ± 1.7	<sup>109</sup> ADLER	96B	CPLR Sup. by ANGELOPOULOS 98
47.4 ± 1.4 ± 0.9	<sup>110</sup> KARLSSON	90	E731

<sup>107</sup> CAROSI 90 measures  $\phi_{00} = (47.1 \pm 2.1 \pm 1.0) + 579 [\Delta m - 0.5351] + 252 [\tau_S - 0.8922]$  ( $^\circ$ ). We have adjusted the measurement to use our best values of ( $\Delta m = 0.5292 \pm 0.0010$ ) ( $10^{10} \hbar \text{ s}^{-1}$ ), ( $\tau_S = 0.8953 \pm 0.0006$ ) ( $10^{-10} \text{ s}$ ). Our first error is their experiment's error and our second error is the systematic error from using our best values.

<sup>108</sup> ANGELOPOULOS 98 measures  $\phi_{00} = (42.0 \pm 5.6 \pm 1.9) + 240 [\Delta m - 0.5307]$  ( $^\circ$ ). We have adjusted the measurement to use our best values of ( $\Delta m = 0.5292 \pm 0.0010$ ) ( $10^{10} \hbar \text{ s}^{-1}$ ). Our first error is their experiment's error and our second error is the systematic error from using our best values. The  $\tau_S$  dependence is negligible.

<sup>109</sup> ADLER 96B identified initial neutral kaon individually as being a  $K^0$  or a  $\bar{K}^0$ . The systematic uncertainty is  $\pm 1.5^\circ$  combined in quadrature with  $\pm 0.8^\circ$  due to  $\Delta m$ .

<sup>110</sup> KARLSSON 90 systematic error does not include regeneration phase uncertainty.

$$\phi_\epsilon = (2\phi_{+-} + \phi_{00})/3$$

This expression is a very good approximation, good to about  $10^{-3}$  degrees because of the small measured values of  $\phi_{00} - \phi_{+-}$  and  $\text{Re } \epsilon'/\epsilon$ , and small theoretical ambiguities.

VALUE ( $^\circ$ )	DOCUMENT ID	COMMENT
<b>43.51 ± 0.05 OUR FIT</b>		Error includes scale factor of 1.2. Assuming <i>CPT</i>
<b>43.5 ± 0.7 OUR FIT</b>		Error includes scale factor of 1.3. Not assuming <i>CPT</i>
<b>43.5105 ± 0.0004 ± 0.0548</b>	<sup>111</sup> SUPERWEAK 04	Assuming <i>CPT</i>

<sup>111</sup> SUPERWEAK 04 is a fake measurement used to impose the *CPT* or Superweak constraint  $\phi_{+-} = \phi_{SW} = 2 \frac{\Delta m}{\hbar} \left( \frac{\tau_S \tau_L}{\tau_L - \tau_S} \right)$ . This “measurement” is linearized using values near the RPP 2004 edition values of  $\Delta m$ ,  $\tau_S$  and  $\tau_L$ , and then adjusted to our current values as described in the following “measurement”. SUPERWEAK 04 measures  $\phi_\epsilon = (43.5131 \pm 0.0004) + 54 [\Delta m - 0.5290] + 32 [\tau_S - 0.8958]$  ( $^\circ$ ). We have adjusted the measurement to use our best values of  $(\Delta m = 0.5292 \pm 0.0010)$  ( $10^{10} \hbar s^{-1}$ ),  $(\tau_S = 0.8953 \pm 0.0006)$  ( $10^{-10} s$ ). Our first error is their experiment’s error and our second error is the systematic error from using our best values.

———— **DECAY-PLANE ASYMMETRY IN  $\pi^+ \pi^- e^+ e^-$  DECAYS** ————

This is the *CP*-violating asymmetry

$$A = \frac{N_{\sin\phi\cos\phi>0.0} - N_{\sin\phi\cos\phi<0.0}}{N_{\sin\phi\cos\phi>0.0} + N_{\sin\phi\cos\phi<0.0}}$$

where  $\phi$  is the angle between the  $e^+ e^-$  and  $\pi^+ \pi^-$  planes in the  $K_L^0$  rest frame.

**CP ASYMMETRY A in  $K_L^0 \rightarrow \pi^+ \pi^- e^+ e^-$**

VALUE (%)	DOCUMENT ID	TECN
<b>13.8±2.2 OUR AVERAGE</b>		
14.2±3.0±1.9	LAI	03C NA48
13.6±2.5±1.2	ALAVI-HARATI00B	KTEV

———— **PARAMETERS FOR  $e^+ e^- e^+ e^-$  DECAYS** ————

These are the *CP*-violating parameters in the  $\phi$  distribution, where  $\phi$  is the angle between the planes of the two  $e^+ e^-$  pairs in the kaon rest frame:

$$d\Gamma/d\phi \propto 1 + \beta_{CP} \cos(2\phi) + \gamma_{CP} \sin(2\phi)$$

**$\beta_{CP}$  from  $K_L^0 \rightarrow e^+ e^- e^+ e^-$**

VALUE	EVTS	DOCUMENT ID	TECN	COMMENT
<b>-0.23±0.09±0.02</b>	441	ALAVI-HARATI01D	KTEV	$M_{ee} > 8 \text{ MeV}/c^2$

**$\gamma_{CP}$  from  $K_L^0 \rightarrow e^+ e^- e^+ e^-$**

VALUE	EVTS	DOCUMENT ID	TECN	COMMENT
<b>-0.09±0.09±0.02</b>	441	ALAVI-HARATI01D	KTEV	$M_{ee} > 8 \text{ MeV}/c^2$

———— **CHARGE ASYMMETRY IN  $\pi^+ \pi^- \pi^0$  DECAYS** ————

These are *CP*-violating charge-asymmetry parameters, defined at beginning of section “LINEAR COEFFICIENT  $g$  FOR  $K_L^0 \rightarrow \pi^+ \pi^- \pi^0$ ” above.

See also note on Dalitz plot parameters in  $K^\pm$  section and note on “*CP* violation in  $K_L$  decays” above.

**LINEAR COEFFICIENT  $j$  FOR  $K_L^0 \rightarrow \pi^+ \pi^- \pi^0$**

VALUE	EVTS	DOCUMENT ID	TECN
<b>0.0012±0.0008 OUR AVERAGE</b>			
0.0010±0.0024±0.0030	500k	ANGELOPO...	98C CPLR
-0.001 ±0.011	6499	CHO	77
0.001 ±0.003	4709	PEACH	77

0.0013±0.0009	3M	SCRIBANO	70
0.0 ±0.017	4400	SMITH	70 OSPK
0.001 ±0.004	238k	BLANPIED	68

### QUADRATIC COEFFICIENT $f$ FOR $K_L^0 \rightarrow \pi^+ \pi^- \pi^0$

VALUE	EVTS	DOCUMENT ID	TECN
<b>0.0045±0.0024±0.0059</b>	500k	ANGELOPO...	98C CPLR

### PARAMETERS for $K_L^0 \rightarrow \pi^+ \pi^- \gamma$ DECAY

$$|\eta_{+-\gamma}| = |A(K_L^0 \rightarrow \pi^+ \pi^- \gamma, CP \text{ violating})/A(K_S^0 \rightarrow \pi^+ \pi^- \gamma)|$$

VALUE (units $10^{-3}$ )	EVTS	DOCUMENT ID	TECN
<b>2.35 ±0.07 OUR AVERAGE</b>			
2.359±0.062±0.040	9045	MATTHEWS	95 E773
2.15 ±0.26 ±0.20	3671	RAMBERG	93B E731

$$\phi_{+-\gamma} = \text{phase of } \eta_{+-\gamma}$$

VALUE (°)	EVTS	DOCUMENT ID	TECN
<b>44 ± 4 OUR AVERAGE</b>			
43.8± 3.5± 1.9	9045	MATTHEWS	95 E773
72 ±23 ±17	3671	RAMBERG	93B E731

$$|\epsilon'_{+-\gamma}|/\epsilon \text{ for } K_L^0 \rightarrow \pi^+ \pi^- \gamma$$

VALUE	CL%	EVTS	DOCUMENT ID	TECN
<b>&lt;0.3</b>	90	3671	<sup>112</sup> RAMBERG	93B E731

<sup>112</sup>RAMBERG 93B limit on  $|\epsilon'_{+-\gamma}|/\epsilon$  assumes that any difference between  $\eta_{+-}$  and  $\eta_{+-\gamma}$  is due to direct CP violation.

### T VIOLATION TESTS IN $K_L^0$ DECAYS

#### Im( $\xi$ ) in $K_{\mu 3}^0$ DECAY (from transverse $\mu$ pol.)

Test of  $T$  reversal invariance.

VALUE	EVTS	DOCUMENT ID	TECN	COMMENT
<b>-0.007±0.026 OUR AVERAGE</b>				
0.009±0.030	12M	MORSE	80 CNTR	Polarization
0.35 ±0.30	207k	<sup>113</sup> CLARK	77 SPEC	POL, $t=0$
-0.085±0.064	2.2M	<sup>114</sup> SANDWEISS	73 CNTR	POL, $t=0$
-0.02 ±0.08		LONGO	69 CNTR	POL, $t=3.3$
-0.2 ±0.6		ABRAMS	68B OSPK	Polarization

• • • We do not use the following data for averages, fits, limits, etc. • • •

0.012±0.026 SCHMIDT 79 CNTR Repl. by MORSE 80

<sup>113</sup>CLARK 77 value has additional  $\xi(0)$  dependence  $+0.21\text{Re}[\xi(0)]$ .

<sup>114</sup>SANDWEISS 73 value corrected from value quoted in their paper due to new value of  $\text{Re}(\xi)$ . See footnote 4 of SCHMIDT 79.

## CPT-INVARIANCE TESTS IN $K_L^0$ DECAYS

### PHASE DIFFERENCE $\phi_{00} - \phi_{+-}$

Test of *CPT*.

OUR FIT is described in the note on “*CP* violation in  $K_L$  decays” in the  $K_L^0$  Particle Listings.

VALUE (°)	DOCUMENT ID	TECN	COMMENT
<b>-0.02 ± 0.04 OUR FIT</b>			Error includes scale factor of 2.1. Assuming <i>CPT</i>
<b>0.2 ± 0.4 OUR FIT</b>			Not assuming <i>CPT</i>
-0.023 ± 0.020	115 SUPERWEAK 04		Assuming <i>CPT</i>
0.39 ± 0.22 ± 0.45	116 ALAVI-HARATI03	KTEV	
-0.30 ± 0.88	117 SCHWINGEN...95		Combined E731, E773
● ● ● We do not use the following data for averages, fits, limits, etc. ● ● ●			
0.62 ± 0.71 ± 0.75	SCHWINGEN...95	E773	
-1.6 ± 1.2	118 GIBBONS 93	E731	
0.2 ± 2.6 ± 1.2	119 CAROSI 90	NA31	
-0.3 ± 2.4 ± 1.2	KARLSSON 90	E731	

115 SUPERWEAK 04 is a fake experiment to constrain  $\phi_{00} - \phi_{+-}$  to a small value as described in the note “*CP* violation in  $K_L$  decays.”

116 ALAVI-HARATI 03 fit  $\text{Re}(\epsilon'/\epsilon)$ ,  $\text{Im}(\epsilon'/\epsilon)$ ,  $\Delta m$ ,  $\tau_S$ , and  $\phi_{+-}$  simultaneously, not assuming *CPT*. Phase difference is obtained from  $\phi_{00} - \phi_{+-} \approx -3\text{Im}(\epsilon'/\epsilon)$  for small  $|\epsilon'/\epsilon|$ .

117 This SCHWINGENHEUER 95 values is the combined result of SCHWINGENHEUER 95 and GIBBONS 93, accounting for correlated systematic errors.

118 GIBBONS 93 give detailed dependence of systematic error on lifetime (see the section on the  $K_S^0$  mean life) and mass difference (see the section on  $m_{K_L^0} - m_{K_S^0}$ ).

119 CAROSI 90 is excluded from the fit because it it is not independent of  $\phi_{+-}$  and  $\phi_{00}$  values.

### PHASE DIFFERENCE $\phi_{+-} - \phi_{SW}$

Test of *CPT*. The Superweak phase  $\phi_{SW} \equiv \tan^{-1}(2\Delta m/\Delta\Gamma)$  where  $\Delta m = m_{K_L^0} - m_{K_S^0}$  and  $\Delta\Gamma = \hbar(\tau_L - \tau_S)/(\tau_L\tau_S)$ .

VALUE (°)	DOCUMENT ID	TECN	COMMENT
<b>0.61 ± 0.62 ± 1.01</b>	120 ALAVI-HARATI03	KTEV	

120 ALAVI-HARATI 03 fit is the same as their  $\phi_{+-}$ ,  $\tau_{K_S}$ ,  $\Delta m$  fit, except that the parameter  $\phi_{+-} - \phi_{SW}$  is used in place of  $\phi$ .

### $\text{Re}(\frac{2}{3}\eta_{+-} + \frac{1}{3}\eta_{00}) - \frac{\delta_L}{2}$

Test of *CPT*

VALUE (units $10^{-6}$ )	DOCUMENT ID	TECN	COMMENT
<b>-3 ± 35</b>	121 ALAVI-HARATI02	E799	Uses $\delta_L$ from $K_{e3}$ decays

<sup>121</sup> ALAVI-HARATI 02 uses PDG 00 values of  $\eta_{+-}$  and  $\eta_{00}$ .

## $\Delta S = \Delta Q$ IN $K^0$ DECAYS

The relative amount of  $\Delta S \neq \Delta Q$  component present is measured by the parameter  $x$ , defined as

$$x = A(\overline{K}^0 \rightarrow \pi^- \ell^+ \nu) / A(K^0 \rightarrow \pi^- \ell^+ \nu) .$$

We list  $\text{Re}\{x\}$  and  $\text{Im}\{x\}$  for  $K_{e3}$  and  $K_{\mu 3}$  combined.

$$x = A(\overline{K}^0 \rightarrow \pi^- \ell^+ \nu) / A(K^0 \rightarrow \pi^- \ell^+ \nu) = A(\Delta S = -\Delta Q) / A(\Delta S = \Delta Q)$$

### REAL PART OF $x$

VALUE	EVTS	DOCUMENT ID	TECN	COMMENT
<b>-0.0018 ± 0.0041 ± 0.0045</b>		ANGELOPO...	98D CPLR	$K_{e3}$ from $K^0$
• • • We do not use the following data for averages, fits, limits, etc. • • •				
0.10 <sup>+0.18</sup> / <sub>-0.19</sub>	79	SMITH	75B WIRE	$\pi^- p \rightarrow K^0 \Lambda$
0.04 ± 0.03	4724	NIEBERGALL	74 ASPK	$K^+ p \rightarrow K^0 p \pi^+$
-0.008 ± 0.044	1757	FACKLER	73 OSPK	$K_{e3}$ from $K^0$
-0.03 ± 0.07	1367	HART	73 OSPK	$K_{e3}$ from $K^0 \Lambda$
-0.070 ± 0.036	1079	MALLARY	73 OSPK	$K_{e3}$ from $K^0 \Lambda X$
0.03 ± 0.06	410	<sup>122</sup> BURGUN	72 HBC	$K^+ p \rightarrow K^0 p \pi^+$
0.04 <sup>+0.10</sup> / <sub>-0.13</sub>	100	<sup>123</sup> GRAHAM	72 OSPK	$K_{\mu 3}$ from $K^0 \Lambda$
-0.05 ± 0.09	442	<sup>123</sup> GRAHAM	72 OSPK	$\pi^- p \rightarrow K^0 \Lambda$
0.26 <sup>+0.10</sup> / <sub>-0.14</sub>	126	MANN	72 HBC	$K^- p \rightarrow n \overline{K}^0$
-0.13 ± 0.11	342	<sup>123</sup> MANTSCH	72 OSPK	$K_{e3}$ from $K^0 \Lambda$
0.04 <sup>+0.07</sup> / <sub>-0.08</sub>	222	<sup>122</sup> BURGUN	71 HBC	$K^+ p \rightarrow K^0 p \pi^+$
0.25 <sup>+0.07</sup> / <sub>-0.09</sub>	252	WEBBER	71 HBC	$K^- p \rightarrow n \overline{K}^0$
0.12 ± 0.09	215	<sup>124</sup> CHO	70 DBC	$K^+ d \rightarrow K^0 p p$
-0.020 ± 0.025		<sup>125</sup> BENNETT	69 CNTR	Charge asym+ Cu regen.
0.09 <sup>+0.14</sup> / <sub>-0.16</sub>	686	LITTENBERG	69 OSPK	$K^+ n \rightarrow K^0 p$
0.03 ± 0.03		<sup>125</sup> BENNETT	68 CNTR	
0.09 <sup>+0.07</sup> / <sub>-0.09</sub>	121	JAMES	68 HBC	$\overline{p} p$
0.17 <sup>+0.16</sup> / <sub>-0.35</sub>	116	FELDMAN	67B OSPK	$\pi^- p \rightarrow K^0 \Lambda$
0.17 ± 0.10	335	<sup>124</sup> HILL	67 DBC	$K^+ d \rightarrow K^0 p p$



0.035	$\begin{matrix} +0.11 \\ -0.13 \end{matrix}$	196	AUBERT	65	HLBC	$K^+$ charge exchange
0.06	$\begin{matrix} +0.18 \\ -0.44 \end{matrix}$	152	<sup>126</sup> BALDO-...	65	HLBC	$K^+$ charge exchange
-0.08	$\begin{matrix} +0.16 \\ -0.28 \end{matrix}$	109	<sup>127</sup> FRANZINI	65	HBC	$\bar{p}p$

<sup>122</sup>BURGUN 72 is a final result which includes BURGUN 71.

<sup>123</sup>First GRAHAM 72 value is second GRAHAM 72 value combined with MANTSCH 72.

<sup>124</sup>CHO 70 is analysis of unambiguous events in new data and HILL 67.

<sup>125</sup>BENNETT 69 is a reanalysis of BENNETT 68.

<sup>126</sup>BALDO-CEOLIN 65 gives  $x$  and  $\theta$  converted by us to  $\text{Re}(x)$  and  $\text{Im}(x)$ .

<sup>127</sup>FRANZINI 65 gives  $x$  and  $\theta$  for  $\text{Re}(x)$  and  $\text{Im}(x)$ . See SCHMIDT 67.

## IMAGINARY PART OF $x$

Assumes  $m_{K_L^0} - m_{K_S^0}$  positive. See Listings above.

VALUE		EVTS	DOCUMENT ID	TECN	COMMENT
<b>0.0012±0.0019±0.0009</b>		640k	ANGELOPO...	01B CPLR	$K_{e3}$ from $K^0$
● ● ● We do not use the following data for averages, fits, limits, etc. ● ● ●					
0.0012±0.0019		640k	<sup>128</sup> ANGELOPO...	98E CPLR	$K_{e3}$ from $K^0$
-0.10	$\begin{matrix} +0.16 \\ -0.19 \end{matrix}$	79	SMITH	75B WIRE	$\pi^- p \rightarrow K^0 \Lambda$
-0.06	$\pm 0.05$	4724	NIEBERGALL	74 ASPK	$K^+ p \rightarrow K^0 p \pi^+$
-0.017	$\pm 0.060$	1757	FACKLER	73 OSPK	$K_{e3}$ from $K^0$
0.09	$\pm 0.07$	1367	HART	73 OSPK	$K_{e3}$ from $K^0 \Lambda$
0.107	$\begin{matrix} +0.092 \\ -0.074 \end{matrix}$	1079	MALLARY	73 OSPK	$K_{e3}$ from $K^0 \Lambda X$
0.07	$\begin{matrix} +0.06 \\ -0.07 \end{matrix}$	410	<sup>129</sup> BURGUN	72 HBC	$K^+ p \rightarrow K^0 p \pi^+$
0.12	$\begin{matrix} +0.17 \\ -0.16 \end{matrix}$	100	<sup>130</sup> GRAHAM	72 OSPK	$K_{\mu 3}$ from $K^0 \Lambda$
0.05	$\pm 0.13$	442	<sup>130</sup> GRAHAM	72 OSPK	$\pi^- p \rightarrow K^0 \Lambda$
0.21	$\begin{matrix} +0.15 \\ -0.12 \end{matrix}$	126	MANN	72 HBC	$K^- p \rightarrow n \bar{K}^0$
-0.04	$\pm 0.16$	342	<sup>130</sup> MANTSCH	72 OSPK	$K_{e3}$ from $K^0 \Lambda$
0.12	$\begin{matrix} +0.08 \\ -0.09 \end{matrix}$	222	<sup>129</sup> BURGUN	71 HBC	$K^+ p \rightarrow K^0 p \pi^+$
0.0	$\pm 0.08$	252	WEBBER	71 HBC	$K^- p \rightarrow n \bar{K}^0$
-0.08	$\pm 0.07$	215	<sup>131</sup> CHO	70 DBC	$K^+ d \rightarrow K^0 p p$
-0.11	$\begin{matrix} +0.10 \\ -0.11 \end{matrix}$	686	LITTENBERG	69 OSPK	$K^+ n \rightarrow K^0 p$
+0.22	$\begin{matrix} +0.37 \\ -0.29 \end{matrix}$	121	JAMES	68 HBC	$\bar{p}p$
0.0	$\pm 0.25$	116	FELDMAN	67B OSPK	$\pi^- p \rightarrow K^0 \Lambda$
-0.20	$\pm 0.10$	335	<sup>131</sup> HILL	67 DBC	$K^+ d \rightarrow K^0 p p$
-0.21	$\begin{matrix} +0.11 \\ -0.15 \end{matrix}$	196	AUBERT	65 HLBC	$K^+$ charge exchange
-0.44	$\begin{matrix} +0.32 \\ -0.19 \end{matrix}$	152	<sup>132</sup> BALDO-...	65 HLBC	$K^+$ charge exchange
+0.24	$\begin{matrix} +0.40 \\ -0.30 \end{matrix}$	109	<sup>133</sup> FRANZINI	65 HBC	$\bar{p}p$

- 128 Superseded by ANGELOPOULOS 01B.  
 129 BURGUN 72 is a final result which includes BURGUN 71.  
 130 First GRAHAM 72 value is second GRAHAM 72 value combined with MANTSCH 72.  
 131 Footnote 10 of HILL 67 should read +0.58, not -0.58 (private communication) CHO 70 is analysis of unambiguous events in new data and HILL 67.  
 132 BALDO-CEOLIN 65 gives  $x$  and  $\theta$  converted by us to  $\text{Re}(x)$  and  $\text{Im}(x)$ .  
 133 FRANZINI 65 gives  $x$  and  $\theta$  for  $\text{Re}(x)$  and  $\text{Im}(x)$ . See SCHMIDT 67.

## $K_L^0$ REFERENCES

BRFIT	04	RPP 2004 edition	T.G. Trippe	(PDG Collab.)
<i>CP</i> violation in $K_L$ decays				
ETAFIT	04	RPP 2004 edition	T.G. Trippe	(PDG Collab.)
<i>CP</i> violation in $K_L$ decays				
KL3FIT	04	RPP 2004 edition	T.G. Trippe	(PDG Collab.)
$K_{\mu 3}^{\pm}$ and $K_{\mu 3}^0$ Form Factors review in $K^+$ Listings.				
SUPERWEAK	04	RPP 2004 edition	T.G. Trippe	(PDG Collab.)
<i>CP</i> violation in $K_L$ decays				
ADINOLFI	03	PL B566 61	M. Adinolfi <i>et al.</i>	(KLOE Collab.)
ALAVI-HARATI	03	PR D67 012005	A. Alavi-Harati <i>et al.</i>	(FNAL KTeV Collab.)
Also	04	Erratum (to be publ.)	A. Alavi-Harati <i>et al.</i>	(FNAL KTeV Collab.)
ALAVI-HARATI	03B	PRL 90 141801	A. Alavi-Harati <i>et al.</i>	(FNAL KTeV Collab.)
LAI	03	PL B551 7	A. Lai <i>et al.</i>	(CERN NA48 Collab.)
LAI	03C	EPJ C30 33	A. Lai <i>et al.</i>	(CERN NA48 Collab.)
ALAVI-HARATI	02	PRL 88 181601	A. Alavi-Harati <i>et al.</i>	(FNAL KTeV Collab.)
ALAVI-HARATI	02C	PRL 89 211801	A. Alavi-Harati <i>et al.</i>	(FNAL KTeV Collab.)
BATLEY	02	PL B544 97	J.R. Batley <i>et al.</i>	(CERN NA48 Collab.)
LAI	02B	PL B536 229	A. Lai <i>et al.</i>	(CERN NA48 Collab.)
ALAVI-HARATI	01	PRL 86 397	A. Alavi-Harati <i>et al.</i>	(FNAL KTeV Collab.)
ALAVI-HARATI	01B	PRL 86 761	A. Alavi-Harati <i>et al.</i>	(FNAL KTeV Collab.)
ALAVI-HARATI	01D	PRL 86 5425	A. Alavi-Harati <i>et al.</i>	(FNAL KTeV Collab.)
ALAVI-HARATI	01E	PRL 87 021801	A. Alavi-Harati <i>et al.</i>	(FNAL KTeV Collab.)
ALAVI-HARATI	01F	PR D64 012003	A. Alavi-Harati <i>et al.</i>	(FNAL KTeV Collab.)
ALAVI-HARATI	01G	PRL 87 071801	A. Alavi-Harati <i>et al.</i>	(FNAL KTeV Collab.)
ALAVI-HARATI	01H	PRL 87 111802	A. Alavi-Harati <i>et al.</i>	(FNAL KTeV Collab.)
ALAVI-HARATI	01J	PR D64 112004	A. Alavi-Harati <i>et al.</i>	(FNAL KTeV Collab.)
ANGELOPO...	01	PL B503 49	A. Angelopoulos <i>et al.</i>	(CPLEAR Collab.)
ANGELOPO...	01B	EPJ C22 55	A. Angelopoulos <i>et al.</i>	(CPLEAR Collab.)
LAI	01B	PL B515 261	A. Lai <i>et al.</i>	(CERN NA48 Collab.)
LAI	01C	EPJ C22 231	A. Lai <i>et al.</i>	(CERN NA48 Collab.)
ALAVI-HARATI	00	PR D61 072006	A. Alavi-Harati <i>et al.</i>	(FNAL KTeV Collab.)
ALAVI-HARATI	00B	PRL 84 408	A. Alavi-Harati <i>et al.</i>	(FNAL KTeV Collab.)
ALAVI-HARATI	00D	PRL 84 5279	A. Alavi-Harati <i>et al.</i>	(FNAL KTeV Collab.)
ALAVI-HARATI	00E	PR D62 112001	A. Alavi-Harati <i>et al.</i>	(FNAL KTeV Collab.)
AMBROSE	00	PRL 84 1389	D. Ambrose <i>et al.</i>	(BNL E871 Collab.)
APOSTOLA...	00	PL B473 186	A. Apostolakis <i>et al.</i>	(CPLEAR Collab.)
PDG	00	EPJ C15 1	D.E. Groom <i>et al.</i>	
ADAMS	99	PL B447 240	J. Adams <i>et al.</i>	(FNAL KTeV Collab.)
ALAVI-HARATI	99B	PRL 83 917	A. Alavi-Harati <i>et al.</i>	(FNAL KTeV Collab.)
ALAVI-HARATI	99D	PRL 83 22	A. Alavi-Harati <i>et al.</i>	(FNAL KTeV Collab.)
APOSTOLA...	99C	PL B458 545	A. Apostolakis <i>et al.</i>	(CPLEAR Collab.)
Also	00B	EPJ C18 41	A. Apostolakis <i>et al.</i>	(CPLEAR Collab.)
FANTI	99B	PL B458 553	V. Fanti <i>et al.</i>	(CERN NA48 Collab.)
FANTI	99C	PL B465 335	V. Fanti <i>et al.</i>	(CERN NA48 Collab.)
MURAKAMI	99	PL B463 333	K. Murakami <i>et al.</i>	(KEK E162 Collab.)
ADAMS	98	PRL 80 4123	J. Adams <i>et al.</i>	(FNAL KTeV Collab.)
AMBROSE	98	PRL 81 4309	D. Ambrose <i>et al.</i>	(BNL E871 Collab.)
AMBROSE	98B	PRL 81 5734	D. Ambrose <i>et al.</i>	(BNL E871 Collab.)
ANGELOPO...	98	PL B420 191	A. Angelopoulos <i>et al.</i>	(CPLEAR Collab.)
ANGELOPO...	98C	EPJ C5 389	A. Angelopoulos <i>et al.</i>	(CPLEAR Collab.)
ANGELOPO...	98D	PL B444 38	A. Angelopoulos <i>et al.</i>	(CPLEAR Collab.)
Also	01B	EPJ C22 55	A. Angelopoulos <i>et al.</i>	(CPLEAR Collab.)
ANGELOPO...	98E	PL B444 43	A. Angelopoulos <i>et al.</i>	(CPLEAR Collab.)
ARISAKA	98	PL B432 230	K. Arisaka <i>et al.</i>	(FNAL E799 Collab.)
BENDER	98	PL B418 411	M. Bender <i>et al.</i>	(CERN NA48 Collab.)
SETZU	98	PL B420 205	M.G. Setzu <i>et al.</i>	
TAKEUCHI	98	PL B443 409	Y. Takeuchi <i>et al.</i>	(KYOT, KEK, HIRO)

FANTI	97	ZPHY C76 653	V. Fanti <i>et al.</i>	(CERN NA48 Collab.)
NOMURA	97	PL B408 445	T. Nomura <i>et al.</i>	(KYOT, KEK, HIRO)
ADLER	96B	ZPHY C70 211	R. Adler <i>et al.</i>	(CPLEAR Collab.)
ADLER	96C	PL B369 367	R. Adler <i>et al.</i>	(CPLEAR Collab.)
GU	96	PRL 76 4312	P. Gu <i>et al.</i>	(RUTG, UCLA, EFI, COLO+)
LEBER	96	PL B369 69	F. Leber <i>et al.</i>	(MANZ, CERN, EDIN, ORSAY+)
PDG	96	PR D54 1	R. M. Barnett <i>et al.</i>	
ADLER	95	PL B363 237	R. Adler <i>et al.</i>	(CPLEAR Collab.)
ADLER	95B	PL B363 243	R. Adler <i>et al.</i>	(CPLEAR Collab.)
AKAGI	95	PR D51 2061	T. Akagi <i>et al.</i>	(TOHOK, TOKY, KYOT, KEK)
BARR	95	ZPHY C65 361	G.D. Barr <i>et al.</i>	(CERN, EDIN, MANZ, LALO+)
BARR	95C	PL B358 399	G.D. Barr <i>et al.</i>	(CERN, EDIN, MANZ, LALO+)
HEINSON	95	PR D51 985	A.P. Heinson <i>et al.</i>	(BNL E791 Collab.)
KREUTZ	95	ZPHY C65 67	A. Kreutz <i>et al.</i>	(SIEG, EDIN, MANZ, ORSAY+)
MATTHEWS	95	PRL 75 2803	J.N. Matthews <i>et al.</i>	(RUTG, EFI, ELMT+)
SCHWINGEN...	95	PRL 74 4376	B. Schwingenheuer <i>et al.</i>	(EFI, CHIC+)
SPENCER	95	PRL 74 3323	M.B. Spencer <i>et al.</i>	(UCLA, EFI, COLO+)
BARR	94	PL B328 528	G.D. Barr <i>et al.</i>	(CERN, EDIN, MANZ, LALO+)
GU	94	PRL 72 3000	P. Gu <i>et al.</i>	(RUTG, UCLA, EFI, COLO+)
NAKAYA	94	PRL 73 2169	T. Nakaya <i>et al.</i>	(OSAK, UCLA, EFI, COLU+)
ROBERTS	94	PR D50 1874	D. Roberts <i>et al.</i>	(UCLA, EFI, COLU+)
WEAVER	94	PRL 72 3758	M. Weaver <i>et al.</i>	(UCLA, EFI, COLU, ELMT+)
AKAGI	93	PR D47 R2644	T. Akagi <i>et al.</i>	(TOHOK, TOKY, KYOT, KEK)
ARISAKA	93	PRL 70 1049	K. Arisaka <i>et al.</i>	(BNL E791 Collab.)
ARISAKA	93B	PRL 71 3910	K. Arisaka <i>et al.</i>	(BNL E791 Collab.)
BARR	93D	PL B317 233	G.D. Barr <i>et al.</i>	(CERN, EDIN, MANZ, LALO+)
GIBBONS	93	PRL 70 1199	L.K. Gibbons <i>et al.</i>	(FNAL E731 Collab.)
Also	97	PR D55 6625	L.K. Gibbons <i>et al.</i>	(FNAL E731 Collab.)
GIBBONS	93B	PRL 70 1203	L.K. Gibbons <i>et al.</i>	(FNAL E731 Collab.)
GIBBONS	93C	Thesis RX-1487	L.K. Gibbons	(CHIC)
Also	97	PR D55 6625	L.K. Gibbons <i>et al.</i>	(FNAL E731 Collab.)
HARRIS	93	PRL 71 3914	D.A. Harris <i>et al.</i>	(EFI, UCLA, COLO+)
HARRIS	93B	PRL 71 3918	D.A. Harris <i>et al.</i>	(EFI, UCLA, COLO+)
MAKOFF	93	PRL 70 1591	G. Makoff <i>et al.</i>	(FNAL E731 Collab.)
Also	95	PRL 75 2069 (erratum)	G. Makoff <i>et al.</i>	
RAMBERG	93	PRL 70 2525	E. Ramberg <i>et al.</i>	(FNAL E731 Collab.)
RAMBERG	93B	PRL 70 2529	E.J. Ramberg <i>et al.</i>	(FNAL E731 Collab.)
VAGINS	93	PRL 71 35	M.R. Vagins <i>et al.</i>	(BNL E845 Collab.)
ADLER	92B	PL B286 180	R. Adler <i>et al.</i>	(CPLEAR Collab.)
Also	92	SJNP 55 840	R. Adler <i>et al.</i>	(CPLEAR Collab.)
BARR	92	PL B284 440	G.D. Barr <i>et al.</i>	(CERN, EDIN, MANZ, LALO+)
GRAHAM	92	PL B295 169	G.E. Graham <i>et al.</i>	(FNAL E731 Collab.)
MORSE	92	PR D45 36	W.M. Morse <i>et al.</i>	(BNL, YALE, VASS)
PDG	92	PR D45, 1 June, Part II	K. Hikasa <i>et al.</i>	(KEK, LBL, BOST+)
SOMALWAR	92	PRL 68 2580	S.V. Somalwar <i>et al.</i>	(FNAL E731 Collab.)
AKAGI	91B	PRL 67 2618	T. Akagi <i>et al.</i>	(TOHOK, TOKY, KYOT, KEK)
BARR	91	PL B259 389	G.D. Barr <i>et al.</i>	(CERN, EDIN, MANZ, LALO+)
HEINSON	91	PR D44 R1	A.P. Heinson <i>et al.</i>	(UCI, UCLA, LANL+)
PAPADIMITR...	91	PR D44 R573	V. Papadimitriou <i>et al.</i>	(FNAL E731 Collab.)
BARKER	90	PR D41 3546	A.R. Barker <i>et al.</i>	(FNAL E731 Collab.)
Also	88	PL 61 2661	L.K. Gibbons <i>et al.</i>	(FNAL E731 Collab.)
BARR	90B	PL B240 283	G.D. Barr <i>et al.</i>	(CERN, EDIN, MANZ, LALO+)
BARR	90C	PL B242 523	G.D. Barr <i>et al.</i>	(CERN, EDIN, MANZ, LALO+)
CAROSI	90	PL B237 303	R. Carosi <i>et al.</i>	(CERN, EDIN, MANZ, LALO+)
KARLSSON	90	PRL 64 2976	M. Karlsson <i>et al.</i>	(FNAL E731 Collab.)
OHL	90	PRL 64 2755	K.E. Ohl <i>et al.</i>	(BNL E845 Collab.)
OHL	90B	PRL 65 1407	K.E. Ohl <i>et al.</i>	(BNL E845 Collab.)
PATTERSON	90	PRL 64 1491	J.R. Patterson <i>et al.</i>	(FNAL E731 Collab.)
INAGAKI	89	PR D40 1712	T. Inagaki <i>et al.</i>	(KEK, TOKY, KYOT)
MATHIAZHA...	89	PRL 63 2181	C. Mathiazhagan <i>et al.</i>	(UCI, UCLA, LANL+)
MATHIAZHA...	89B	PRL 63 2185	C. Mathiazhagan <i>et al.</i>	(UCI, UCLA, LANL+)
WAHL	89	CERN-EP/89-86	H. Wahl	(CERN)
BARR	88	PL B214 303	G.D. Barr <i>et al.</i>	(CERN, EDIN, MANZ, LALO+)
BURKHARDT	88	PL B206 169	H. Burkhardt <i>et al.</i>	(CERN, EDIN, MANZ+)
JASTRZEM...	88	PRL 61 2300	E. Jastrzembski <i>et al.</i>	(BNL, YALE)
WOODS	88	PRL 60 1695	M. Woods <i>et al.</i>	(FNAL E731 Collab.)
BURKHARDT	87	PL B199 139	H. Burkhardt <i>et al.</i>	(CERN, EDIN, MANZ+)
ARONSON	86	PR D33 3180	S.H. Aronson <i>et al.</i>	(BNL, CHIC, STAN+)
Also	82	PRL 48 1078	S.H. Aronson <i>et al.</i>	(BNL, CHIC, STAN+)
PDG	86C	PL 170B 132	M. Aguilar-Benitez <i>et al.</i>	(CERN, CIT+)
COUPAL	85	PRL 55 566	D.P. Coupal <i>et al.</i>	(CHIC, SACL)

BALATS	83	SJNP 38 556	M.Y. Balats <i>et al.</i>	(ITEP)
		Translated from YAF 38	927.	
BERGSTROM	83	PL 131B 229	L. Bergstrom, E. Masso, P. Singer	(CERN)
ARONSON	82	PRL 48 1078	S.H. Aronson <i>et al.</i>	(BNL, CHIC, STAN+)
ARONSON	82B	PRL 48 1306	S.H. Aronson <i>et al.</i>	(BNL, CHIC, PURD)
Also	82B	PL 116B 73	E. Fischbach <i>et al.</i>	(PURD, BNL, CHIC)
Also	83	PR D28 476	S.H. Aronson <i>et al.</i>	(BNL, CHIC, PURD)
Also	83B	PR D28 495	S.H. Aronson <i>et al.</i>	(BNL, CHIC, PURD)
PDG	82B	PL 111B 70	M. Roos <i>et al.</i>	(HELSE, CIT, CERN)
BIRULEV	81	NP B182 1	V.K. Birulev <i>et al.</i>	(JINR)
Also	80	SJNP 31 622	V.K. Birulev <i>et al.</i>	(JINR)
		Translated from YAF 31	1204.	
CARROLL	80B	PRL 44 529	A.S. Carroll <i>et al.</i>	(BNL, ROCH)
CARROLL	80C	PL 96B 407	A.S. Carroll <i>et al.</i>	(BNL, ROCH)
CHO	80	PR D22 2688	Y. Cho <i>et al.</i>	(ANL, CMU)
MORSE	80	PR D21 1750	W.M. Morse <i>et al.</i>	(BNL, YALE)
CHRISTENS...	79	PRL 43 1209	J.H. Christenson <i>et al.</i>	(NYU)
HILL	79	NP B153 39	D.G. Hill <i>et al.</i>	(BNL, SLAC, SBER)
SCHMIDT	79	PRL 43 556	M.P. Schmidt <i>et al.</i>	(YALE, BNL)
ENGLER	78B	PR D18 623	A. Engler <i>et al.</i>	(CMU, ANL)
HILL	78	PL 73B 483	D.G. Hill <i>et al.</i>	(BNL, SLAC, SBER)
CHO	77	PR D15 587	Y. Cho <i>et al.</i>	(ANL, CMU)
CLARK	77	PR D15 553	A.R. Clark <i>et al.</i>	(LBL)
Also	75	Thesis LBL-4275	G. Shen	(LBL)
DEVOE	77	PR D16 565	R. Devoe <i>et al.</i>	(EFI, ANL)
DZHORD...	77	SJNP 26 478	V.P. Dzhordzhadze <i>et al.</i>	(JINR)
		Translated from YAF 26	910.	
PEACH	77	NP B127 399	K.J. Peach <i>et al.</i>	(BGNA, EDIN, GLAS+)
BIRULEV	76	SJNP 24 178	V.K. Birulev <i>et al.</i>	(JINR)
		Translated from YAF 24	340.	
COOMBES	76	PRL 37 249	R.W. Coombes <i>et al.</i>	(STAN, NYU)
GJESDAL	76	NP B109 118	G. Gjesdal <i>et al.</i>	(CERN, HEIDH)
BALDO-...	75	NC 25A 688	M. Baldo-Ceolin <i>et al.</i>	(PADO, WISC)
BLUMENTHAL	75	PRL 34 164	R.B. Blumenthal <i>et al.</i>	(PENN, CHIC, TEMP)
BUCHANAN	75	PR D11 457	C.D. Buchanan <i>et al.</i>	(UCLA, SLAC, JHU)
CARITHERS	75	PRL 34 1244	W.C.J. Carithers <i>et al.</i>	(COLU, NYU)
SMITH	75B	Thesis UCSD unpub.	J.G. Smith	(UCSD)
ALBRECHT	74	PL 48B 393	K.F. Albrecht	(JINR, BERL, BUDA, PRAG, SERP+)
BISI	74	PL 50B 504	V. Bisi, M.I. Ferrero	(TORI)
DONALDSON	74	Thesis SLAC-0184	G. Donaldson	(SLAC)
Also	76	PR D14 2839	G. Donaldson <i>et al.</i>	(SLAC)
DONALDSON	74B	PR D9 2960	G. Donaldson <i>et al.</i>	(SLAC, UCSC)
Also	73B	PRL 31 337	G. Donaldson <i>et al.</i>	(SLAC, UCSC)
GEWENIGER	74	PL 48B 483	C. Geweniger <i>et al.</i>	(CERN, HEIDH)
Also	74	Thesis CERN Int. 74-4	V. Luth	(CERN)
GEWENIGER	74B	PL 48B 487	C. Geweniger <i>et al.</i>	(CERN, HEIDH)
Also	74B	PL 52B 119	S. Gjesdal <i>et al.</i>	(CERN, HEIDH)
GEWENIGER	74C	PL 52B 108	C. Geweniger <i>et al.</i>	(CERN, HEIDH)
GJESDAL	74	PL 52B 113	S. Gjesdal <i>et al.</i>	(CERN, HEIDH)
MESSNER	74	PRL 33 1458	R. Messner <i>et al.</i>	(COLO, SLAC, UCSC)
NIEBERGALL	74	PL 49B 103	F. Niebergall <i>et al.</i>	(CERN, ORSAY, VIEN)
WANG	74	PR D9 540	L. Wang <i>et al.</i>	(UMD, BNL)
WILLIAMS	74	PRL 33 240	H.H. Williams <i>et al.</i>	(BNL, YALE)
ALBROW	73	NP B58 22	M.G. Albrow <i>et al.</i>	(MCHS, DARE)
ALEXANDER	73B	NP B65 301	G. Alexander <i>et al.</i>	(TELA, HEID)
BRANDENB...	73	PR D8 1978	G.W. Brandenburg <i>et al.</i>	(SLAC)
EVANS	73	PR D7 36	G.R. Evans <i>et al.</i>	(EDIN, CERN)
Also	69	PRL 23 427	G.R. Evans <i>et al.</i>	(EDIN, CERN)
FACKLER	73	PRL 31 847	O. Fackler <i>et al.</i>	(MIT)
FITCH	73	PRL 31 1524	V.L. Fitch <i>et al.</i>	(PRIN)
Also	72	Thesis COO-3072-13	R.C. Webb	(PRIN)
GINSBERG	73	PR D8 3887	E.S. Ginsberg, J. Smith	(MIT, STON)
HART	73	NP B66 317	J.C. Hart <i>et al.</i>	(CAVE, RHEL)
MALLARY	73	PR D7 1953	M.L. Mallary <i>et al.</i>	(CIT)
Also	70	PRL 25 1214	F.J. Sciulli <i>et al.</i>	(CIT)
MCCARTHY	73	PR D7 687	R.L. McCarthy <i>et al.</i>	(LBL)
Also	72	PL 42B 291	R.L. McCarthy <i>et al.</i>	(LBL)
Also	71	Thesis LBL-550	R.L. McCarthy	(LBL)
MESSNER	73	PRL 30 876	R. Messner <i>et al.</i>	(COLO, SLAC, UCSC)
PEACH	73	PL 43B 441	K.J. Peach <i>et al.</i>	(EDIN, CERN, AACH)
SANDWEISS	73	PRL 30 1002	J. Sandweiss <i>et al.</i>	(YALE, ANL)
WILLIAMS	73	PRL 31 1521	H.H. Williams <i>et al.</i>	(BNL, YALE)

ALBROW	72	NP B44 1	M.G. Albrow <i>et al.</i>	(MCHS, DARE)
ASHFORD	72	PL 38B 47	V.A. Ashford <i>et al.</i>	(UCSD)
BANNER	72B	PRL 29 237	M. Banner <i>et al.</i>	(PRIN)
BARMIN	72B	SJNP 15 638	V.V. Barmin <i>et al.</i>	(ITEP)
BURGUN	72	NP B50 194	G. Burgun <i>et al.</i>	(SACL, CERN, OSLO)
DALLY	72	PL 41B 647	E.B. Dally <i>et al.</i>	(SLAC, JHU, UCLA)
Also	70	PL 33B 627	C.Y. Chien <i>et al.</i>	(JHU, SLAC, UCLA)
Also	71	PL 35B 261	C.Y. Chien <i>et al.</i>	(JHU, SLAC, UCLA)
GRAHAM	72	NC 9A 166	M.F. Graham <i>et al.</i>	(ILL, NEAS)
JAMES	72	NP B49 1	F. James <i>et al.</i>	(CERN, SACL, OSLO)
KRENZ	72	LNC 4 213	W. Krenz <i>et al.</i>	(AACH, CERN, EDIN)
MANN	72	PR D6 137	W.A. Mann <i>et al.</i>	(MASA, BNL, YALE)
MANTSCH	72	NC 9A 160	P.M. Mantsch <i>et al.</i>	(ILL, NEAS)
MCCARTHY	72	PL 42B 291	R.L. McCarthy <i>et al.</i>	(LBL)
NEUHOFFER	72	PL 41B 642	G. Neuhofner <i>et al.</i>	(CERN, ORSAY, VIEN)
PICCIONI	72	PRL 29 1412	R. Piccioni <i>et al.</i>	(SLAC)
Also	74	PR D9 2939	R. Piccioni <i>et al.</i>	(SLAC, UCSC, COLO)
VOSBURGH	72	PR D6 1834	K.G. Vosburgh <i>et al.</i>	(RUTG, MASA)
Also	71	PRL 26 866	K.G. Vosburgh <i>et al.</i>	(RUTG, MASA)
BALATS	71	SJNP 13 53	M.Y. Balats <i>et al.</i>	(ITEP)
		Translated from YAF 13 93.		
BARMIN	71	PL 35B 604	V.V. Barmin <i>et al.</i>	(ITEP)
BISI	71	PL 36B 533	V. Bisi <i>et al.</i>	(AACH, CERN, TORI)
BURGUN	71	LNC 2 1169	G. Burgun <i>et al.</i>	(SACL, CERN, OSLO)
CARNEGIE	71	PR D4 1	R.K. Carnegie <i>et al.</i>	(PRIN)
CHAN	71	Thesis LBL-350	J.H.S. Chan	(LBL)
CHIEN	71	PL 35B 261	C.Y. Chien <i>et al.</i>	(JHU, SLAC, UCLA)
Also	72	PL 41B 647	E.B. Dally <i>et al.</i>	(SLAC, JHU, UCLA)
CHO	71	PR D3 1557	Y. Cho <i>et al.</i>	(CMU, BNL, CASE)
ENSTROM	71	PR D4 2629	J. Enstrom <i>et al.</i>	(SLAC, STAN)
Also	70	Thesis SLAC-0125	J.E. Enstrom	(STAN)
JAMES	71	PL 35B 265	F. James <i>et al.</i>	(CERN, SACL, OSLO)
MEISNER	71	PR D3 59	G.W. Meisner <i>et al.</i>	(MASA, BNL, YALE)
REPELLIN	71	PL 36B 603	J.P. Repellin <i>et al.</i>	(ORSAY, CERN)
WEBBER	71	PR D3 64	B.R. Webber <i>et al.</i>	(LRL)
Also	68	PRL 21 498	B.R. Webber <i>et al.</i>	(LRL)
Also	69	Thesis UCRL 19226	B.R. Webber	(LRL)
WOLFF	71	PL 36B 517	B. Wolff <i>et al.</i>	(ORSAY, CERN)
ALBROW	70	PL 33B 516	M.G. Albrow <i>et al.</i>	(MCHS, DARE)
ARONSON	70	PRL 25 1057	S.H. Aronson <i>et al.</i>	(EFI, ILLC, SLAC)
BARMIN	70	PL 33B 377	V.V. Barmin <i>et al.</i>	(ITEP, JINR)
BASILE	70	PR D2 78	P. Basile <i>et al.</i>	(SACL)
BECHERRAWY	70	PR D1 1452	T. Becherrawy	(ROCH)
BUCHANAN	70	PL 33B 623	C.D. Buchanan <i>et al.</i>	(SLAC, JHU, UCLA)
Also	71	Private Comm.	A.J. Cox	
BUDAGOV	70	PR D2 815	I.A. Budagov <i>et al.</i>	(CERN, ORSAY, EPOL)
Also	68B	PL 28B 215	I.A. Budagov <i>et al.</i>	(CERN, ORSAY, EPOL)
CHIEN	70	PL 33B 627	C.Y. Chien <i>et al.</i>	(JHU, SLAC, UCLA)
Also	71	Private Comm.	A.J. Cox	
CHO	70	PR D1 3031	Y. Cho <i>et al.</i>	(CMU, BNL, CASE)
Also	67	PRL 19 668	D.G. Hill <i>et al.</i>	(BNL, CMU)
CHOLLET	70	PL 31B 658	J.C. Chollet <i>et al.</i>	(CERN)
CULLEN	70	PL 32B 523	M. Cullen <i>et al.</i>	(AACH, CERN, TORI)
GINSBERG	70	PR D1 229	E.S. Ginsberg	(HAIF)
MARX	70	PL 32B 219	J. Marx <i>et al.</i>	(COLU, HARV, CERN)
Also	70B	Thesis Nevis 179	J. Marx	(COLU)
SCRIBANO	70	PL 32B 224	A. Scribano <i>et al.</i>	(PISA, COLU, HARV)
SMITH	70	PL 32B 133	R.C. Smith <i>et al.</i>	(UMD, BNL)
WEBBER	70	PR D1 1967	B.R. Webber <i>et al.</i>	(LRL)
Also	69	Thesis UCRL 19226	B.R. Webber	(LRL)
BANNER	69	PR 188 2033	M. Banner <i>et al.</i>	(PRIN)
Also	68	PRL 21 1103	M. Banner <i>et al.</i>	(PRIN)
Also	68	PRL 21 1107	J.W. Cronin, J.K. Liu, J.E. Pilcher	(PRIN)
BEILLIERE	69	PL 30B 202	P. Beilliere, G. Boutang, J. Limon	(EPOL)
BENNETT	69	PL 29B 317	S. Bennett <i>et al.</i>	(COLU, BNL)
EVANS	69	PRL 23 427	G.R. Evans <i>et al.</i>	(EDIN, CERN)
FAISSNER	69	PL 30B 204	H. Faissner <i>et al.</i>	(AACH3, CERN, TORI)
LITTENBERG	69	PRL 22 654	L.S. Littenberg <i>et al.</i>	(UCSD)
LONGO	69	PR 181 1808	M.J. Longo, K.K. Young, J.A. Helland	(MICH, UCLA)
PACIOTTI	69	Thesis UCRL 19446	M.A. Paciotti	(LRL)

SAAL	69	Thesis	H.J. Saal	(COLU)
ABRAMS	68B	PR 176 1603	R.J. Abrams <i>et al.</i>	(ILL)
ARNOLD	68B	PL 28B 56	R.G. Arnold <i>et al.</i>	(CERN, ORSAY)
ARONSON	68	PRL 20 287	S.H. Aronson, K.W. Chen	(PRIN)
Also	69	PR 175 1708	S.H. Aronson, K.W. Chen	(PRIN)
BASILE	68	PL 26B 542	P. Basile <i>et al.</i>	(SACL)
BASILE	68B	PL 28B 58	P. Basile <i>et al.</i>	(SACL)
BENNETT	68	PL 27B 244	S. Bennett <i>et al.</i>	(COLU, CERN)
BLANPIED	68	PRL 21 1650	W.A. Blanpied <i>et al.</i>	(CASE, HARV, MCGI)
BOHM	68B	PL 27B 594	A. Bohm <i>et al.</i>	
BUDAGOV	68	NC 57A 182	I.A. Budagov <i>et al.</i>	(CERN, ORSAY, IPNP)
Also	68B	PL 28B 215	I.A. Budagov <i>et al.</i>	(CERN, ORSAY, EPOL)
JAMES	68	NP B8 365	F. James, H. Briand	(IPNP, CERN)
Also	68	PRL 21 257	J.A. Helland, M.J. Longo, K.K. Young	(UCLA, MICH)
KULYUKINA	68	JETP 26 20	L.A. Kulyukina <i>et al.</i>	(JINR)
		Translated from ZETF 53 29.		
KUNZ	68	Thesis PU-68-46	P.F. Kunz	(PRIN)
BENNETT	67	PRL 19 993	S. Bennett <i>et al.</i>	(COLU)
DEBOUARD	67	NC 52A 662	X. de Bouard <i>et al.</i>	(CERN)
Also	65	PL 15 58	X. de Bouard <i>et al.</i>	(CERN, ORSAY, MPIM)
DEVLIN	67	PRL 18 54	T.J. Devlin <i>et al.</i>	(PRIN, UMD)
Also	68	PR 169 1045	G.A. Sayer <i>et al.</i>	(UMD, PPA, PRIN)
DORFAN	67	PRL 19 987	D.E. Dorfman <i>et al.</i>	(SLAC, LRL)
FELDMAN	67B	PR 155 1611	L. Feldman <i>et al.</i>	(PENN)
FITCH	67	PR 164 1711	V.L. Fitch <i>et al.</i>	(PRIN)
GINSBERG	67	PR 162 1570	E.S. Ginsberg	(MASB)
HILL	67	PRL 19 668	D.G. Hill <i>et al.</i>	(BNL, CMU)
HOPKINS	67	PRL 19 185	H.W.K. Hopkins, T.C. Bacon, F.R. Eisler	(BNL)
KULYUKINA	67	Preprint	L.A. Kulyukina <i>et al.</i>	(JINR)
LOWYS	67	PL 24B 75	J.P. Lowys <i>et al.</i>	(EPOL, ORSAY)
NEFKENS	67	PR 157 1233	B.M.K. Nefkens <i>et al.</i>	(ILL)
SCHMIDT	67	Thesis Nevis 160	P. Schmidt	(COLU)
AUERBACH	66B	PRL 17 980	L.B. Auerbach <i>et al.</i>	(PENN)
BEHR	66	PL 22 540	L. Behr <i>et al.</i>	(EPOL, MILA, PADO, ORSAY)
CARPENTER	66	PR 142 871	D.W. Carpenter <i>et al.</i>	(ILL)
HAWKINS	66	PL 21 238	C.J.B. Hawkins	(YALE)
Also	67	PR 156 1444	C.J.B. Hawkins	(YALE)
ANDERSON	65	PRL 14 475	J.A. Anderson <i>et al.</i>	(LRL, WISC)
ASTBURY	65B	PL 18 175	P. Astbury <i>et al.</i>	(CERN, ZURI)
ASTBURY	65C	PL 18 178	P. Astbury <i>et al.</i>	(CERN, ZURI)
AUBERT	65	PL 17 59	B. Aubert <i>et al.</i>	(EPOL, ORSAY)
Also	67	PL 24B 75	J.P. Lowys <i>et al.</i>	(EPOL, ORSAY)
BALDO-...	65	NC 38 684	M. Baldo-Ceolin <i>et al.</i>	(PADO)
FRANZINI	65	PR 140B 127	P. Franzini <i>et al.</i>	(COLU, RUTG)
GUIDONI	65	Argonne Conf. 49	P. Guidoni <i>et al.</i>	(BNL, YALE)
HOPKINS	65	Argonne Conf. 67	H.W.K. Hopkins, T.C. Bacon, F. Eisler	(VAND+)
ADAIR	64	PL 12 67	R.K. Adair, L.B. Leipuner	(YALE, BNL)
ALEKSANYAN	64B	Dubna Conf. 2 102	A.S. Aleksanyan <i>et al.</i>	(YERE)
Also	64	JETP 19 1019	A.S. Aleksanyan <i>et al.</i>	(LEBD, MPEI, YERE)
		Translated from ZETF 46 1504.		
ANIKINA	64	JETP 19 42	M.K. Anikina <i>et al.</i>	(GEOR, JINR)
		Translated from ZETF 46 59.		
FUJII	64	Dubna Conf. 2 146	T. Fujii <i>et al.</i>	(BNL, UMD, MIT)
LUERS	64	PR 133B 1276	D. Luers <i>et al.</i>	(BNL)
DARMON	62	PL 3 57	J. Darmon, A. Rousset, J. Six	(EPOL)
FITCH	61	NC 22 1160	V.L. Fitch, P.A. Piroue, R.B. Perkins	(PRIN+)
GOOD	61	PR 124 1223	R.H. Good <i>et al.</i>	(LRL)
BARDON	58	ANP 5 156	M. Bardon, K. Lande, L.M. Lederman	(COLU, BNL)

## OTHER RELATED PAPERS

HAYAKAWA	93	PR D48 1150	M. Hayakawa, A.I. Sanda	(NAGO)
		"Searching for $T$ , $CP$ , $CPT$ , $\Delta S = \Delta Q$ Rule Violations in the Neutral $K$ Meson System: A Guide"		
LITTENBERG	93	ARNPS 43 729	L.S. Littenberg, G. Valencia	(BNL, FNAL)
		Rare and Radiative Kaon Decays		
RITCHIE	93	RMP 65 1149	J.L. Ritchie, S.G. Wojcicki	
		"Rare $K$ Decays"		
WINSTEIN	93	RMP 65 1113	B. Winstein, L. Wolfenstein	
		"The Search for Direct $CP$ Violation"		
BATTISTON	92	PRPL 214 293	R. Battiston <i>et al.</i>	(PGIA, CERN, TRSTT)
		Status and Perspectives of $K$ Decay Physics		

DIB	92	PR D46 2265	C.O. Dib, R.D. Peccei	(UCLA)
			Tests of <i>CPT</i> conservation in the neutral kaon system.	
KLEINKNECHT	92	CNPP 20 281	K. Kleinknecht	(MANZ)
			New Results on <i>CP</i> Violation in Decays of Neutral <i>K</i> Mesons.	
KLEINKNECHT	90	ZPHY C46 S57	K. Kleinknecht	(MANZ)
PEACH	90	JPG 16 131	K.J. Peach	(EDIN)
BRYMAN	89	IJMP A4 79	D.A. Bryman	(TRIU)
			"Rare Kaon Decays"	
KLEINKNECHT	76	ARNS 26 1	K. Kleinknecht	(DORT)
GINSBERG	73	PR D8 3887	E.S. Ginsberg, J. Smith	(MIT, STON)
GINSBERG	70	PR D1 229	E.S. Ginsberg	(HAIF)
HEUSSE	70	LNC 3 449	P. Heusse <i>et al.</i>	(ORSAY)
CRONIN	68C	Vienna Conf. 281	J.W. Cronin	(PRIN)
RUBBIA	67	PL 24B 531	C. Rubbia, J. Steinberger	(CERN, COLU)
	Also	66C PL 23 167	C. Rubbia, J. Steinberger	(CERN, COLU)
	Also	66C PL 20 207	C. Alff-Steinberger <i>et al.</i>	(CERN)
	Also	66B PL 21 595	C. Alff-Steinberger <i>et al.</i>	(CERN)
AUERBACH	66	PR 149 1052	L.B. Auerbach <i>et al.</i>	(PENN)
	Also	65 PRL 14 192	L.B. Auerbach <i>et al.</i>	(PENN)
FIRESTONE	66B	PRL 17 116	A. Firestone <i>et al.</i>	(YALE, BNL)
BEHR	65	Argonne Conf. 59	L. Behr <i>et al.</i>	(EPOL, MILA, PADO)
MESTVIRISH...	65	JINR P 2449	A.N. Mestvirishvili <i>et al.</i>	(JINR)
TRILLING	65B	UCRL 16473	G.N. Trilling	(LRL)
			Updated from 1965 Argonne Conference, page 115.	
JOVANOVI...	63	BNL Conf. 42	J.V. Jovanovich <i>et al.</i>	(BNL, UMD)

---