

$\eta(1405)$ was $\eta(1440)$
----------------------------------

$$I^G(J^{PC}) = 0^+(0^{-+})$$

## THE $\eta(1405)$ , $\eta(1475)$ , $f_1(1420)$ , AND $f_1(1510)$

Revised December 2003 by M. Aguilar-Benitez (CIEMAT), C. Amsler (Zürich), and A. Masoni (INFN Cagliari).

A pseudoscalar meson decaying into  $K\bar{K}\pi$  was first observed in the 1400–1500 mass region in  $p\bar{p}$  annihilation at rest into  $(K\bar{K}\pi)\pi^+\pi^-$  (BAILLON 67). This state was reported to decay through  $a_0(980)\pi$  and  $K^*(892)\bar{K}$  with roughly equal contributions. It was then observed in radiative  $J/\psi(1S)$  decay into  $K\bar{K}\pi$  (SCHARRE 80, EDWARDS 82E, AUGUSTIN 90). This meson was previously called  $\eta(1440)$ . However, there is now evidence for the existence of two pseudoscalars in this mass region, and accordingly, we have split the  $\eta(1440)$  into  $\eta(1405)$  and  $\eta(1475)$ . The former decays mainly through  $a_0(980)\pi$  (or direct  $K\bar{K}\pi$ ), and the latter mainly to  $K^*(892)\bar{K}$ .

The simultaneous observation of two pseudoscalars is reported in three production mechanisms:  $\pi^-p$  (RATH 89, ADAMS 01); radiative  $J/\psi(1S)$  decay (BAI 90C, AUGUSTIN 92); and  $\bar{p}p$  annihilation at rest (BERTIN 95, 97, CICALO 99, NICHITIU 02). All of them give values for the masses, widths, and decay modes in reasonable agreement. However, AUGUSTIN 92 finds the state decaying into  $K^*(892)\bar{K}$  at a lower mass than the state decaying into  $a_0(980)\pi$ .

In  $J/\psi(1S)$  radiative decay, the  $\eta(1405)$  decays into  $K\bar{K}\pi$  through  $a_0(980)\pi$ , and hence, a signal is also expected in the  $\eta\pi\pi$  mass spectrum. This was indeed observed by MARK III in  $\eta\pi^+\pi^-$  (BOLTON 92B). This state is also observed in  $\bar{p}p$  annihilation at rest into  $\eta\pi^+\pi^-\pi^0\pi^0$ , where it decays into  $\eta\pi\pi$  (AMSLER 95F). The intermediate  $a_0(980)\pi$  accounts for

roughly half of the  $\eta\pi\pi$  signal, in agreement with MARK III (BOLTON 92B) and DM2 (AUGUSTIN 90).

The  $\eta(1475)$  could be the first radial excitation of the  $\eta'$ , with the  $\eta(1295)$  being the first radial excitation of the  $\eta$ . Ideal mixing, suggested by the  $\eta(1295)$  and  $\pi(1300)$  mass degeneracy, would then imply that the second isoscalar in the nonet is mainly  $s\bar{s}$ , and hence, couples to  $K^*\bar{K}$ , in agreement with observation. Its width also matches the expected width for the radially excited  $s\bar{s}$  state (CLOSE 97, BARNES 97).

An investigation of the  $K\bar{K}\pi$  and  $\eta\pi\pi$  channels in  $\gamma\gamma$  collisions was performed (ACCIARRI 01G). They observed the  $\eta(1475)$  in  $K\bar{K}\pi$ , but not the  $\eta(1405)$  in  $\eta\pi\pi$ . Since gluonium production is presumably suppressed in  $\gamma\gamma$  collisions, the ACCIARRI 01G results suggest that this latter state has a large gluonic content (CLOSE 97B, LI 03C). The gluonium interpretation, however, is not favored by lattice gauge theories, which predict the  $0^{-+}$  state above 2 GeV (BALI 93).

Let us now deal with  $1^{++}$  isoscalars. The  $f_1(1420)$ , decaying to  $K^*\bar{K}$ , was first reported in  $\pi^-p$  reactions at 4 GeV/ $c$  (DIONISI 80). However, later analyses found that the 1400–1500 MeV region was far more complex (CHUNG 85, REEVES 86, BIRMAN 88, ADAMS 01). A reanalysis of the MARK III data in radiative  $J/\psi(1S)$  decay to  $K\bar{K}\pi$  (BAI 90C) shows the  $f_1(1420)$  decaying into  $K^*\bar{K}$ . Also, a  $C = +1$  state is observed in tagged  $\gamma\gamma$  collisions (*e.g.*, BEHREND 89).

In  $\pi^-p \rightarrow \eta\pi\pi n$  charge-exchange reactions at 8–9 GeV/ $c$ , the  $\eta\pi\pi$  mass spectrum is dominated by the  $\eta(1405/1475)$ , and  $\eta(1295)$  (ANDO 86, FUKUI 91C), and at 100 GeV/ $c$  ALDE 97B report  $\eta(1295)$  and  $\eta(1405/1475)$  decaying to  $\eta\pi^0\pi^0$ , with a weak  $f_1(1285)$  signal and no evidence for the  $f_1(1420)$ .

Axial ( $1^{++}$ ) mesons are not observed in  $\bar{p}p$  annihilation at rest in liquid hydrogen, which proceeds dominantly through

$S$ -wave annihilation. However, in gaseous hydrogen,  $P$ -wave annihilation is enhanced, and indeed, BERTIN 97 report the  $f_1(1420)$  decaying into  $K^*\bar{K}$ .

The  $f_1(1420)$ , decaying into  $K\bar{K}\pi$ , is also seen in  $pp$  central production, together with the  $f_1(1285)$ . The latter decays via  $a_0(980)\pi$ , and the former only via  $K^*\bar{K}$ , while no pseudoscalar is observed (ARMSTRONG 89, BARBERIS 97C). The  $K_S K_S \pi^0$  decay mode of the  $f_1(1420)$  establishes unambiguously  $C=+1$ . On the other hand, there is no evidence for any state decaying into  $\eta\pi\pi$  around 1400 MeV, and hence, the  $\eta\pi\pi$  mode of the  $f_1(1420)$  must be suppressed (ARMSTRONG 91B).

We now turn to the experimental evidence for the  $f_1(1510)$ . Two states, the  $f_1(1420)$  and  $f_1(1510)$ , decaying to  $K^*\bar{K}$ , compete for the  $s\bar{s}$  assignment in the  $1^{++}$  nonet. The  $f_1(1510)$  was seen in  $K^-p \rightarrow \Lambda K\bar{K}\pi$  at 4 GeV/ $c$  (GAVILLET 82) and at 11 GeV/ $c$  (ASTON 88C). Evidence is also reported in  $\pi^-p$  at 8 GeV/ $c$ , based on the phase motion of the  $1^{++} K^*\bar{K}$  wave (BIRMAN 88). The absence of the  $f_1(1420)$  in  $K^-p$  (ASTON 88C) argues against being the  $s\bar{s}$  member of the  $1^{++}$  nonet. However, the  $f_1(1420)$  was indeed reported in  $K^-p$ , but not in  $\pi^-p$  (BITYUKOV 84).

Two experiments do not observe the  $f_1(1510)$  in  $K^-p$  (BITYUKOV 84, KING 91). It is also not seen in radiative  $J/\psi(1S)$  decay (BAI 90C, AUGUSTIN 92), central collisions (BARBERIS 97C), or in  $\gamma\gamma$  collisions (AIHARA 88C), although, surprisingly for an  $s\bar{s}$  state, a signal is reported in  $4\pi$  decays (BAUER 93B). These facts leads to the conclusion that the  $f_1(1510)$  is not well established (CLOSE 97D).

Assigning the  $f_1(1420)$  to the  $1^{++}$  nonet, one finds a nonet mixing angle of  $\sim 50^\circ$  (CLOSE 97D). However, arguments favoring the  $f_1(1420)$  being a hybrid  $q\bar{q}g$  meson or a four-quark state were put forward by ISHIDA 89 and by CALDWELL 90,

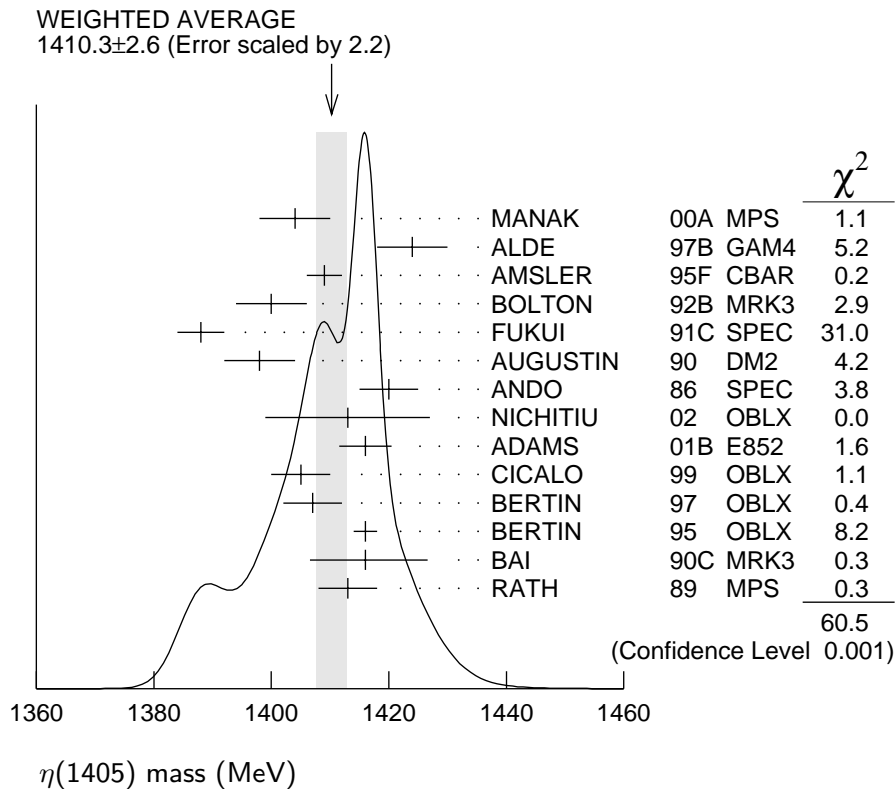
respectively, while LONGACRE 90 argued for a molecular state formed by the  $\pi$  orbiting in a  $P$ -wave around an  $S$ -wave  $K\bar{K}$  state.

Summarizing, there is convincing evidence for the  $f_1(1420)$  decaying into  $K^*\bar{K}$ , and for two pseudoscalars in the 1400-1500 MeV region, the  $\eta(1405)$  and  $\eta(1475)$ , decaying to  $a_0(980)\pi$  and  $K^*\bar{K}$ , respectively. The  $f_1(1510)$  is not well established.

References may be found at the end of the  $\eta(1405)$ ,  $\eta(1475)$   $f_1(1420)$ , and  $f_1(1510)$  Listings.

### $\eta(1405)$ MASS

VALUE (MeV)                      DOCUMENT ID  
**1410.3±2.6 OUR AVERAGE** Includes data from the 2 datablocks that follow this one.  
 Error includes scale factor of 2.2. See the ideogram below.



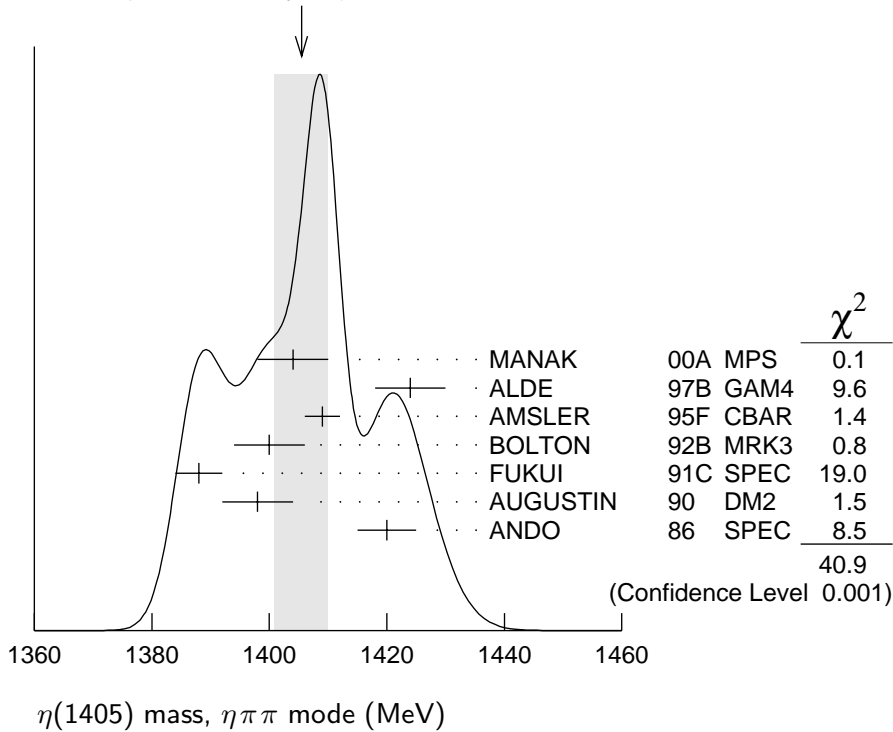
## $\eta\pi\pi$ MODE

VALUE (MeV)      EVTS      DOCUMENT ID      TECN      COMMENT  
 The data in this block is included in the average printed for a previous datablock.

**1405±5 OUR AVERAGE** Error includes scale factor of 2.6. See the ideogram below.

1404±6	9082	MANAK	00A MPS	18 $\pi^- p \rightarrow \eta\pi^+\pi^- n$
1424±6	2200	ALDE	97B GAM4	100 $\pi^- p \rightarrow \eta\pi^0\pi^0 n$
1409±3		AMSLER	95F CBAR	0 $\bar{p}p \rightarrow \pi^+\pi^-\pi^0\pi^0\eta$
1400±6		<sup>1</sup> BOLTON	92B MRK3	$J/\psi \rightarrow \gamma\eta\pi^+\pi^-$
1388±4		FUKUI	91C SPEC	8.95 $\pi^- p \rightarrow \eta\pi^+\pi^- n$
1398±6	261	<sup>2</sup> AUGUSTIN	90 DM2	$J/\psi \rightarrow \gamma\eta\pi^+\pi^-$
1420±5		ANDO	86 SPEC	8 $\pi^- p \rightarrow \eta\pi^+\pi^- n$
• • • We do not use the following data for averages, fits, limits, etc. • • •				
1385±7		BAI	99 BES	$J/\psi \rightarrow \gamma\pi^+\pi^-$

WEIGHTED AVERAGE  
 1405±5 (Error scaled by 2.6)



## $K\bar{K}\pi$ MODE ( $a_0(980)\pi$ or direct $K\bar{K}\pi$ )

VALUE (MeV)      EVTS      DOCUMENT ID      TECN      COMMENT  
 The data in this block is included in the average printed for a previous datablock.

**1413.9± 1.7 OUR AVERAGE** Error includes scale factor of 1.1.

1413 ±14	3651	<sup>3</sup> NICHITIU	02 OBLX	
1416 ± 4 ±2	20k	ADAMS	01B E852	18 GeV $\pi^- p \rightarrow K^+ K^- \pi^0 n$
1405 ± 5		<sup>4</sup> CICALO	99 OBLX	0 $\bar{p}p \rightarrow K^\pm K_S^0 \pi^\mp \pi^+ \pi^-$
1407 ± 5		<sup>4</sup> BERTIN	97 OBLX	0 $\bar{p}p \rightarrow K^\pm (K^0) \pi^\mp \pi^+ \pi^-$

1416 ± 2		<sup>4</sup> BERTIN	95	OBLX	0 $\bar{p}p \rightarrow K\bar{K}\pi\pi\pi$
1416 ± 8 $\begin{smallmatrix} +7 \\ -5 \end{smallmatrix}$	700	<sup>5</sup> BAI	90C	MRK3	$J/\psi \rightarrow \gamma K_S^0 K^\pm \pi^\mp$
1413 ± 5		<sup>5</sup> RATH	89	MPS	21.4 $\pi^- p \rightarrow n K_S^0 K_S^0 \pi^0$

• • • We do not use the following data for averages, fits, limits, etc. • • •

1459 ± 5		<sup>6</sup> AUGUSTIN	92	DM2	$J/\psi \rightarrow \gamma K\bar{K}\pi$
----------	--	-----------------------	----	-----	---

### $\pi\pi\gamma$ MODE

<u>VALUE (MeV)</u>		<u>DOCUMENT ID</u>	<u>TECN</u>	<u>COMMENT</u>
--------------------	--	--------------------	-------------	----------------

• • • We do not use the following data for averages, fits, limits, etc. • • •

1401 ± 18		<sup>7,8</sup> AUGUSTIN	90	DM2	$J/\psi \rightarrow \pi^+ \pi^- \gamma \gamma$
1432 ± 8		<sup>8</sup> COFFMAN	90	MRK3	$J/\psi \rightarrow \pi^+ \pi^- 2\gamma$

### $4\pi$ MODE

<u>VALUE (MeV)</u>	<u>EVTS</u>	<u>DOCUMENT ID</u>	<u>TECN</u>	<u>COMMENT</u>
--------------------	-------------	--------------------	-------------	----------------

• • • We do not use the following data for averages, fits, limits, etc. • • •

1420 ± 20		BUGG	95	MRK3	$J/\psi \rightarrow \gamma \pi^+ \pi^- \pi^+ \pi^-$
1489 ± 12	3270	<sup>9</sup> BISELLO	89B	DM2	$J/\psi \rightarrow 4\pi\gamma$

### $K\bar{K}\pi$ MODE (unresolved)

<u>VALUE (MeV)</u>	<u>EVTS</u>	<u>DOCUMENT ID</u>	<u>TECN</u>	<u>COMMENT</u>
--------------------	-------------	--------------------	-------------	----------------

• • • We do not use the following data for averages, fits, limits, etc. • • •

1442 ± 10	410	<sup>10</sup> BAI	98C	BES	$J/\psi \rightarrow \gamma K^+ K^- \pi^0$
1445 ± 8	693	<sup>10</sup> AUGUSTIN	90	DM2	$J/\psi \rightarrow \gamma K_S^0 K^\pm \pi^\mp$
1433 ± 8	296	<sup>10</sup> AUGUSTIN	90	DM2	$J/\psi \rightarrow \gamma K^+ K^- \pi^0$
1413 ± 8	500	<sup>10</sup> DUCH	89	ASTE	$\bar{p}p \rightarrow \pi^+ \pi^- K^\pm \pi^\mp K^0$
1453 ± 7	170	<sup>10</sup> RATH	89	MPS	21.4 $\pi^- p \rightarrow K_S^0 K_S^0 \pi^0 n$
1419 ± 1	8800	<sup>10</sup> BIRMAN	88	MPS	8 $\pi^- p \rightarrow K^+ \bar{K}^0 \pi^- n$
1424 ± 3	620	<sup>10</sup> REEVES	86	SPEC	6.6 $p\bar{p} \rightarrow K\bar{K}\pi X$
1421 ± 2		<sup>10</sup> CHUNG	85	SPEC	8 $\pi^- p \rightarrow K\bar{K}\pi n$
1440 $\begin{smallmatrix} +20 \\ -15 \end{smallmatrix}$	174	<sup>10</sup> EDWARDS	82E	CBAL	$J/\psi \rightarrow \gamma K^+ K^- \pi^0$
1440 $\begin{smallmatrix} +10 \\ -15 \end{smallmatrix}$		<sup>10</sup> SCHARRE	80	MRK2	$J/\psi \rightarrow \gamma K_S^0 K^\pm \pi^\mp$
1425 ± 7	800	<sup>10,11</sup> BAILLON	67	HBC	0 $\bar{p}p \rightarrow K\bar{K}\pi\pi\pi$

<sup>1</sup> From fit to the  $a_0(980)\pi 0^-+$  partial wave.

<sup>2</sup> Best fit with a single Breit Wigner.

<sup>3</sup> Decaying dominantly directly to  $K^+ K^- \pi^0$ .

<sup>4</sup> Decaying into  $(K\bar{K})_S \pi$ ,  $(K\pi)_S \bar{K}$ , and  $a_0(980)\pi$ .

<sup>5</sup> From fit to the  $a_0(980)\pi 0^-+$  partial wave. Cannot rule out a  $a_0(980)\pi 1^++$  partial wave.

<sup>6</sup> Excluded from averaging because averaging would be meaningless.

<sup>7</sup> Best fit with a single Breit Wigner.

<sup>8</sup> This peak in the  $\gamma\rho$  channel may not be related to the  $\eta(1405)$ .

<sup>9</sup> Estimated by us from various fits.

<sup>10</sup> These experiments identify only one pseudoscalar in the 1400–1500 range. Data could also refer to  $\eta(1475)$ .

<sup>11</sup> From best fit of  $0^-+$  partial wave, 50%  $K^*(892)K$ , 50%  $a_0(980)\pi$ .

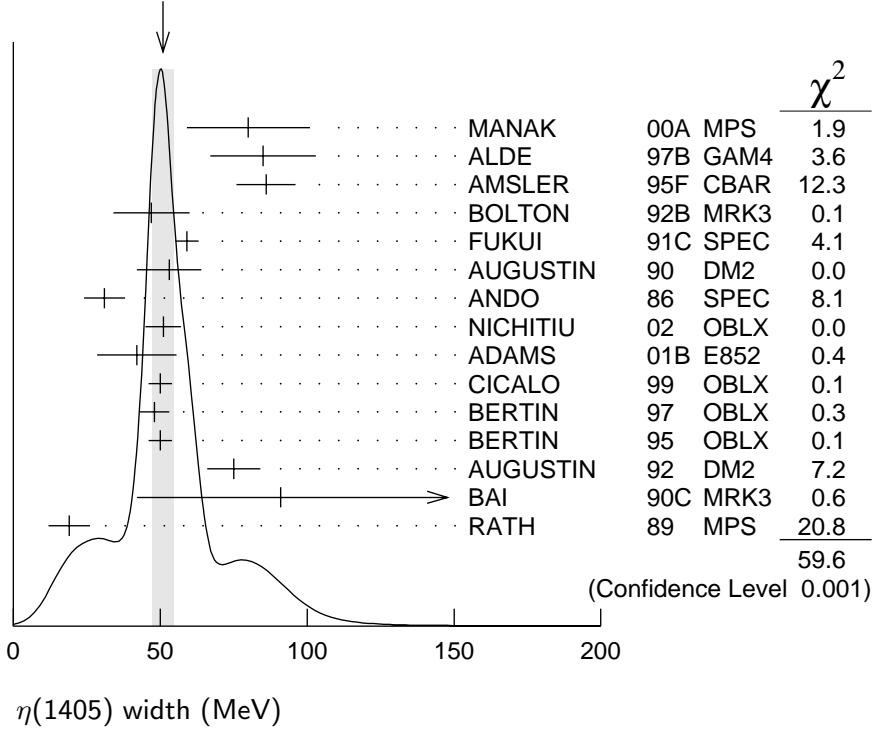
## $\eta(1405)$ WIDTH

VALUE (MeV)

DOCUMENT ID

**51±4 OUR AVERAGE** Includes data from the 2 datablocks that follow this one. Error includes scale factor of 2.2. See the ideogram below.

WEIGHTED AVERAGE  
51±4 (Error scaled by 2.2)



### $\eta\pi\pi$ MODE

VALUE (MeV)

EVTS

DOCUMENT ID

TECN

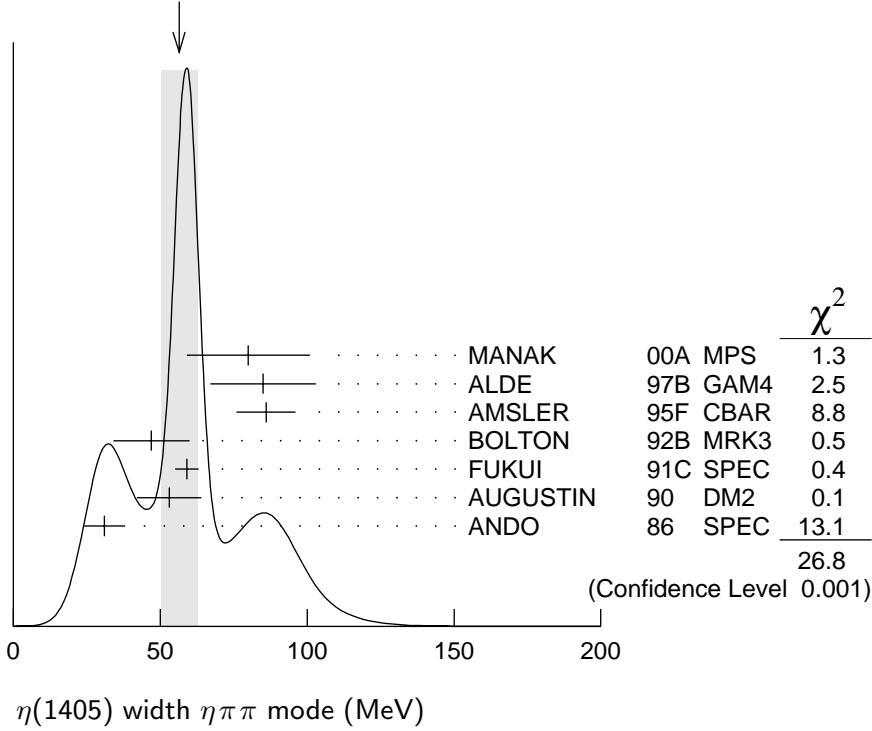
COMMENT

The data in this block is included in the average printed for a previous datablock.

**56± 6 OUR AVERAGE** Error includes scale factor of 2.1. See the ideogram below.

80±21	9082	MANAK	00A MPS	18 $\pi^- p \rightarrow \eta\pi^+\pi^- n$
85±18	2200	ALDE	97B GAM4	100 $\pi^- p \rightarrow \eta\pi^0\pi^0 n$
86±10		AMSLER	95F CBAR	0 $\bar{p} p \rightarrow \pi^+\pi^-\pi^0\pi^0\eta$
47±13		<sup>12</sup> BOLTON	92B MRK3	$J/\psi \rightarrow \gamma\eta\pi^+\pi^-$
59± 4		FUKUI	91C SPEC	8.95 $\pi^- p \rightarrow \eta\pi^+\pi^- n$
53±11		<sup>13</sup> AUGUSTIN	90 DM2	$J/\psi \rightarrow \gamma\eta\pi^+\pi^-$
31± 7		ANDO	86 SPEC	8 $\pi^- p \rightarrow \eta\pi^+\pi^- n$

WEIGHTED AVERAGE  
 $56 \pm 6$  (Error scaled by 2.1)



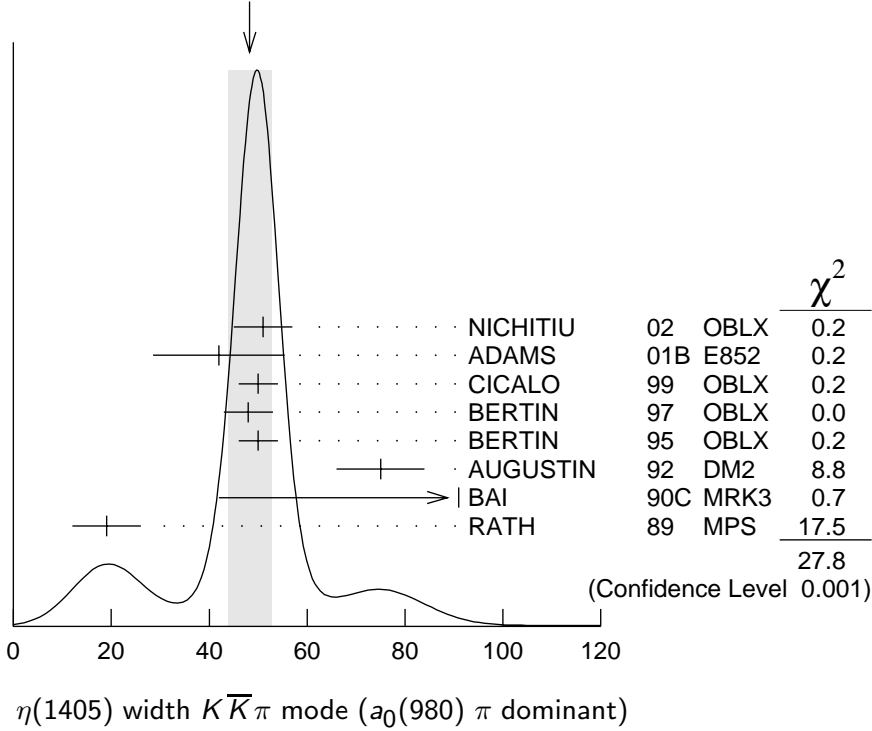
**$K\bar{K}\pi$  MODE ( $a_0(980)\pi$  or direct  $K\bar{K}\pi$ )**

VALUE (MeV)    EVTS    DOCUMENT ID    TECN    COMMENT  
 The data in this block is included in the average printed for a previous datablock.

Value (MeV)	EVTS	DOCUMENT ID	TECN	COMMENT
<b><math>48 \pm 4</math> OUR AVERAGE</b>				Error includes scale factor of 2.1. See the ideogram below.
$51 \pm 6$	3651	<sup>14</sup> NICHITIU	02 OBLX	
$42 \pm 10 \pm 9$	20k	ADAMS	01B E852	18 GeV $\pi^- p \rightarrow K^+ K^- \pi^0 n$
$50 \pm 4$		CICALO	99 OBLX	0 $\bar{p} p \rightarrow K^\pm K_S^0 \pi^\mp \pi^+ \pi^-$
$48 \pm 5$		<sup>15</sup> BERTIN	97 OBLX	0.0 $\bar{p} p \rightarrow K^\pm (K^0) \pi^\mp \pi^+ \pi^-$
$50 \pm 4$		<sup>15</sup> BERTIN	95 OBLX	0 $\bar{p} p \rightarrow K\bar{K}\pi\pi\pi$
$75 \pm 9$		AUGUSTIN	92 DM2	$J/\psi \rightarrow \gamma K\bar{K}\pi$
$91^{+67+15}_{-31-38}$		<sup>16</sup> BAI	90C MRK3	$J/\psi \rightarrow \gamma K_S^0 K^\pm \pi^\mp$
$19 \pm 7$		<sup>16</sup> RATH	89 MPS	21.4 $\pi^- p \rightarrow n K_S^0 K_S^0 \pi^0$



WEIGHTED AVERAGE  
 $48 \pm 4$  (Error scaled by 2.1)



### $\pi\pi\gamma$ MODE

VALUE (MeV)	DOCUMENT ID	TECN	COMMENT
$174 \pm 44$	AUGUSTIN 90	DM2	$J/\psi \rightarrow \pi^+ \pi^- \gamma \gamma$
$90 \pm 26$	17 COFFMAN 90	MRK3	$J/\psi \rightarrow \pi^+ \pi^- 2\gamma$

• • • We do not use the following data for averages, fits, limits, etc. • • •

### $4\pi$ MODE

VALUE (MeV)	EVTS	DOCUMENT ID	TECN	COMMENT
$160 \pm 30$		BUGG 95	MRK3	$J/\psi \rightarrow \gamma \pi^+ \pi^- \pi^+ \pi^-$
$144 \pm 13$	3270	18 BISELLO 89B	DM2	$J/\psi \rightarrow 4\pi \gamma$

• • • We do not use the following data for averages, fits, limits, etc. • • •

### $K\bar{K}\pi$ MODE (unresolved)

VALUE (MeV)	EVTS	DOCUMENT ID	TECN	COMMENT
$93 \pm 14$	296	19 AUGUSTIN 90	DM2	$J/\psi \rightarrow \gamma K^+ K^- \pi^0$
$105 \pm 10$	693	19 AUGUSTIN 90	DM2	$J/\psi \rightarrow \gamma K_S^0 K^\pm \pi^\mp$
$62 \pm 16$	500	19 DUCH 89	ASTE	$\bar{p}p \rightarrow K\bar{K}\pi\pi$
$100 \pm 11$	170	19 RATH 89	MPS	$21.4 \pi^- p \rightarrow K_S^0 K_S^0 \pi^0 n$
$66 \pm 2$	8800	19 BIRMAN 88	MPS	$8 \pi^- p \rightarrow K^+ \bar{K}^0 \pi^- n$

60±10	620	19 REEVES	86 SPEC	6.6 $p\bar{p} \rightarrow K K \pi X$
60±10		19 CHUNG	85 SPEC	8 $\pi^- p \rightarrow K \bar{K} \pi n$
55 <sup>+20</sup> <sub>-30</sub>	174	19 EDWARDS	82E CBAL	$J/\psi \rightarrow \gamma K^+ K^- \pi^0$
50 <sup>+30</sup> <sub>-20</sub>		19 SCHARRE	80 MRK2	$J/\psi \rightarrow \gamma K_S^0 K^\pm \pi^\mp$
80±10	800	19,20 BAILLON	67 HBC	0.0 $\bar{p}p \rightarrow K \bar{K} \pi \pi \pi$

<sup>12</sup> From fit to the  $a_0(980)\pi 0^-+$  partial wave.

<sup>13</sup> From  $\eta\pi^+\pi^-$  mass distribution - mainly  $a_0(980)\pi$  - no spin-parity determination available.

<sup>14</sup> Decaying dominantly directly to  $K^+K^-\pi^0$ .

<sup>15</sup> Decaying into  $(K\bar{K})_S\pi$ ,  $(K\pi)_S\bar{K}$ , and  $a_0(980)\pi$ .

<sup>16</sup> From fit to the  $a_0(980)\pi 0^-+$  partial wave, but  $a_0(980)\pi 1^{++}$  cannot be excluded.

<sup>17</sup> This peak in the  $\gamma\rho$  channel may not be related to the  $\eta(1405)$ .

<sup>18</sup> Estimated by us from various fits.

<sup>19</sup> These experiments identify only one pseudoscalar in the 1400–1500 range. Data could also refer to  $\eta(1475)$ .

<sup>20</sup> From best fit to  $0^-+$  partial wave, 50%  $K^*(892)K$ , 50%  $a_0(980)\pi$ .

### $\eta(1405)$ DECAY MODES

Mode	Fraction ( $\Gamma_i/\Gamma$ )
$\Gamma_1$ $K\bar{K}\pi$	seen
$\Gamma_2$ $\eta\pi\pi$	seen
$\Gamma_3$ $a_0(980)\pi$	seen
$\Gamma_4$ $\eta(\pi\pi)_S$ -wave	seen
$\Gamma_5$ $f_0(980)\eta$	seen
$\Gamma_6$ $4\pi$	seen
$\Gamma_7$ $\gamma\gamma$	
$\Gamma_8$ $\rho^0\gamma$	
$\Gamma_9$ $K^*(892)K$	seen

### $\eta(1405)$ $\Gamma(i)\Gamma(\gamma\gamma)/\Gamma(\text{total})$

$\Gamma(\eta\pi\pi) \times \Gamma(\gamma\gamma)/\Gamma_{\text{total}}$					$\Gamma_2\Gamma_7/\Gamma$
VALUE (keV)	CL%	DOCUMENT ID	TECN	COMMENT	
<0.095	95	ACCIARRI	01G L3	183–202 $e^+e^- \rightarrow e^+e^-\eta\pi^+\pi^-$	

$\Gamma(\rho^0\gamma) \times \Gamma(\gamma\gamma)/\Gamma_{\text{total}}$					$\Gamma_8\Gamma_7/\Gamma$
VALUE (keV)	CL%	DOCUMENT ID	TECN	COMMENT	
<1.5	95	ALTHOFF	84E TASS	$e^+e^- \rightarrow e^+e^-\pi^+\pi^-\gamma$	

## $\eta(1405)$ BRANCHING RATIOS

### $\Gamma(\eta\pi\pi)/\Gamma(K\bar{K}\pi)$ $\Gamma_2/\Gamma_1$

<u>VALUE</u>	<u>CL%</u>	<u>DOCUMENT ID</u>	<u>TECN</u>	<u>COMMENT</u>
● ● ● We do not use the following data for averages, fits, limits, etc. ● ● ●				
<0.5	90	EDWARDS	83B CBAL	$J/\psi \rightarrow \eta\pi\pi\gamma$
<1.1	90	SCHARRE	80 MRK2	$J/\psi \rightarrow \eta\pi\pi\gamma$
<1.5	95	FOSTER	68B HBC	0.0 $\bar{p}p$

### $\Gamma(a_0(980)\pi)/\Gamma(K\bar{K}\pi)$ $\Gamma_3/\Gamma_1$

<u>VALUE</u>	<u>EVTS</u>	<u>DOCUMENT ID</u>	<u>TECN</u>	<u>COMMENT</u>
● ● ● We do not use the following data for averages, fits, limits, etc. ● ● ●				
~ 0.15		21 BERTIN	95 OBLX	0 $\bar{p}p \rightarrow K\bar{K}\pi\pi\pi$
~ 0.8	500	21 DUCH	89 ASTE	$\bar{p}p \rightarrow$ $\pi^+\pi^-\pi^+\pi^-K^0$
~ 0.75		21 REEVES	86 SPEC	6.6 $p\bar{p} \rightarrow KK\pi X$

### $\Gamma(a_0(980)\pi)/\Gamma(\eta\pi\pi)$ $\Gamma_3/\Gamma_2$

<u>VALUE</u>	<u>EVTS</u>	<u>DOCUMENT ID</u>	<u>TECN</u>	<u>COMMENT</u>
● ● ● We do not use the following data for averages, fits, limits, etc. ● ● ●				
0.29±0.10		ABELE	98E CBAR	0 $p\bar{p} \rightarrow \eta\pi^0\pi^0\pi^0$
0.19±0.04	2200	22 ALDE	97B GAM4	100 $\pi^-p \rightarrow \eta\pi^0\pi^0n$
0.56±0.04±0.03		22 AMSLER	95F CBAR	0 $\bar{p}p \rightarrow \pi^+\pi^-\pi^0\pi^0\eta$

### $\Gamma(a_0(980)\pi)/\Gamma(\eta(\pi\pi)S\text{-wave})$ $\Gamma_3/\Gamma_4$

<u>VALUE</u>	<u>EVTS</u>	<u>DOCUMENT ID</u>	<u>TECN</u>	<u>COMMENT</u>
● ● ● We do not use the following data for averages, fits, limits, etc. ● ● ●				
0.91±0.12		ANISOVICH	01 SPEC	0.0 $\bar{p}p \rightarrow$ $\eta\pi^+\pi^-\pi^+\pi^-$
0.15±0.04	9082	MANAK	00A MPS	18 $\pi^-p \rightarrow \eta\pi^+\pi^-n$
0.70±0.12±0.20		23 BAI	99 BES	$J/\psi \rightarrow \gamma\eta\pi^+\pi^-$

### $\Gamma(\rho^0\gamma)/\Gamma(K\bar{K}\pi)$ $\Gamma_8/\Gamma_1$

<u>VALUE</u>	<u>DOCUMENT ID</u>	<u>TECN</u>	<u>COMMENT</u>
<b>0.0152±0.0038</b>	24 COFFMAN	90 MRK3	$J/\psi \rightarrow \gamma\gamma\pi^+\pi^-$

### $\Gamma(\eta(\pi\pi)S\text{-wave})/\Gamma(\eta\pi\pi)$ $\Gamma_4/\Gamma_2$

<u>VALUE</u>	<u>EVTS</u>	<u>DOCUMENT ID</u>	<u>TECN</u>	<u>COMMENT</u>
● ● ● We do not use the following data for averages, fits, limits, etc. ● ● ●				
0.81±0.04	2200	ALDE	97B GAM4	100 $\pi^-p \rightarrow \eta\pi^0\pi^0n$

### $\Gamma(a_0(980)\pi)/\Gamma(\eta(\pi\pi)S\text{-wave})$ $\Gamma_3/\Gamma_4$

<u>VALUE</u>	<u>DOCUMENT ID</u>	<u>TECN</u>	<u>COMMENT</u>
● ● ● We do not use the following data for averages, fits, limits, etc. ● ● ●			
0.32±0.07	25 ANISOVICH	99 SPEC	0.9–1.2 $\bar{p}p \rightarrow \eta 3\pi^0$



BALI	93	PL B309 378	G.S. Bali <i>et al.</i>	(LIVP)
AHMAD	89	NP B (PROC.)8 50	S. Ahmad <i>et al.</i>	(ASTERIX Collab.)
ARMSTRONG	89	PL B221 216	T.A. Armstrong <i>et al.</i>	(CERN, CDEF, BIRM+)
ARMSTRONG	87	ZPHY C34 23	T.A. Armstrong <i>et al.</i>	(CERN, BIRM, BARI+)
ARMSTRONG	84	PL 146B 273	T.A. Armstrong <i>et al.</i>	(ATHU, BARI, BIRM+)
DIONISI	80	NP B169 1	C. Dionisi <i>et al.</i>	(CERN, MADR, CDEF+)
DEFOIX	72	NP B44 125	C. Defoix <i>et al.</i>	(CDEF, CERN)
DUBOC	72	NP B46 429	J. Duboc <i>et al.</i>	(PARIS, LIVP)
LORSTAD	69	NP B14 63	B. Lorstad <i>et al.</i>	(CDEF, CERN)

---