

38. PLOTS OF CROSS SECTIONS AND RELATED QUANTITIES

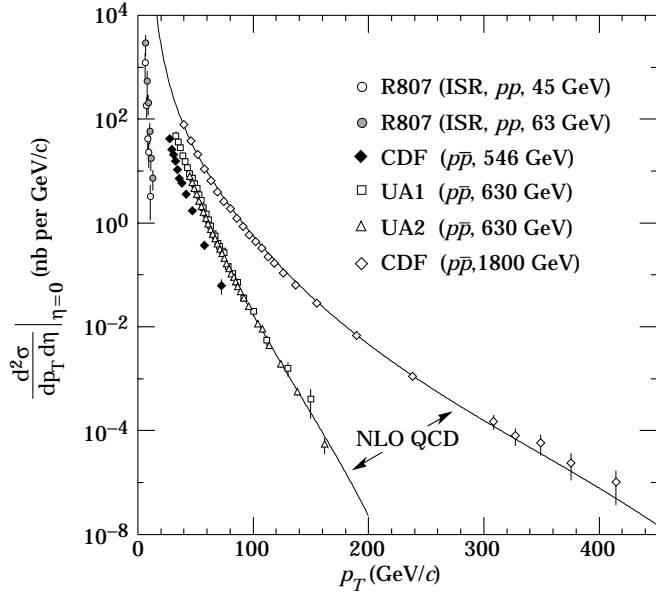
Jet Production in pp and $p\bar{p}$ Interactions

Figure 38.1: Differential cross sections for observation of a single jet of pseudorapidity $\eta = 0$ as a function of the jet transverse momentum. **CDF**—F. Abe *et al.*, Phys. Rev. Lett. **70**, 1376 (1993); **UA1**—G. Arnison *et al.*, Phys. Lett. **B172**, 461 (1986); **UA2**—J. Alitti *et al.*, Phys. Lett. **B257**, 232 (1991); **R807**—T. Akesson *et al.*, Phys. Lett. **B123**, 133 (1983). Next-to-leading order QCD curves are shown for 630 GeV and 1800 GeV. (Courtesy of S. Geer, FNAL, 1995.)

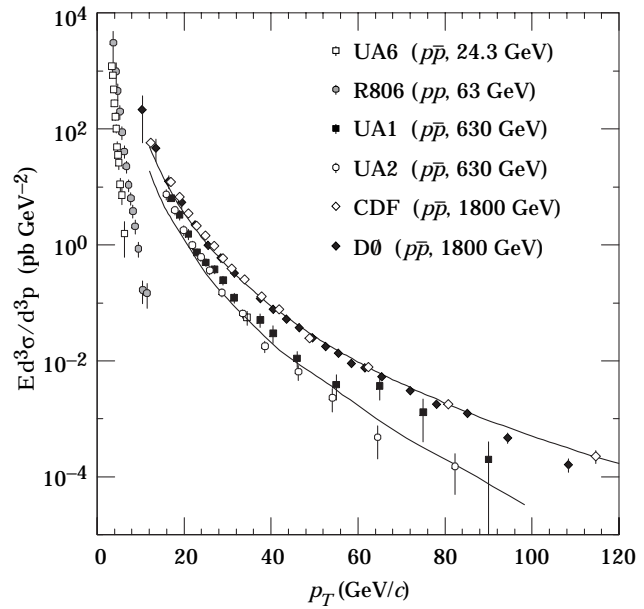
Direct γ Production in $p\bar{p}$ Interactions

Figure 38.2: Differential cross sections for observation of a single photon of pseudorapidity $\eta = 0$ as a function of the photon transverse momentum **R806**—E. Anassontzis *et al.*, Z. Phys. **C13**, 277 (1982); **UA6**—A. Bernasconi *et al.*, Phys. Lett. **B206**, 163 (1988); **UA1**—C. Albajar *et al.*, Phys. Lett. **B209**, 385 (1988); **UA2**—J. Alitti *et al.*, Phys. Lett. **B288**, 386 (1992); **CDF**—F. Abe *et al.*, Phys. Rev. Lett. **73**, 2662 (1994); **D0**—S. Abachi *et al.*, Phys. Rev. Lett. **77**, 5011 (1996). Next-to-leading order QCD curves are shown for 630 GeV and 1800 GeV. (Courtesy of S. Geer, FNAL, 1995.)

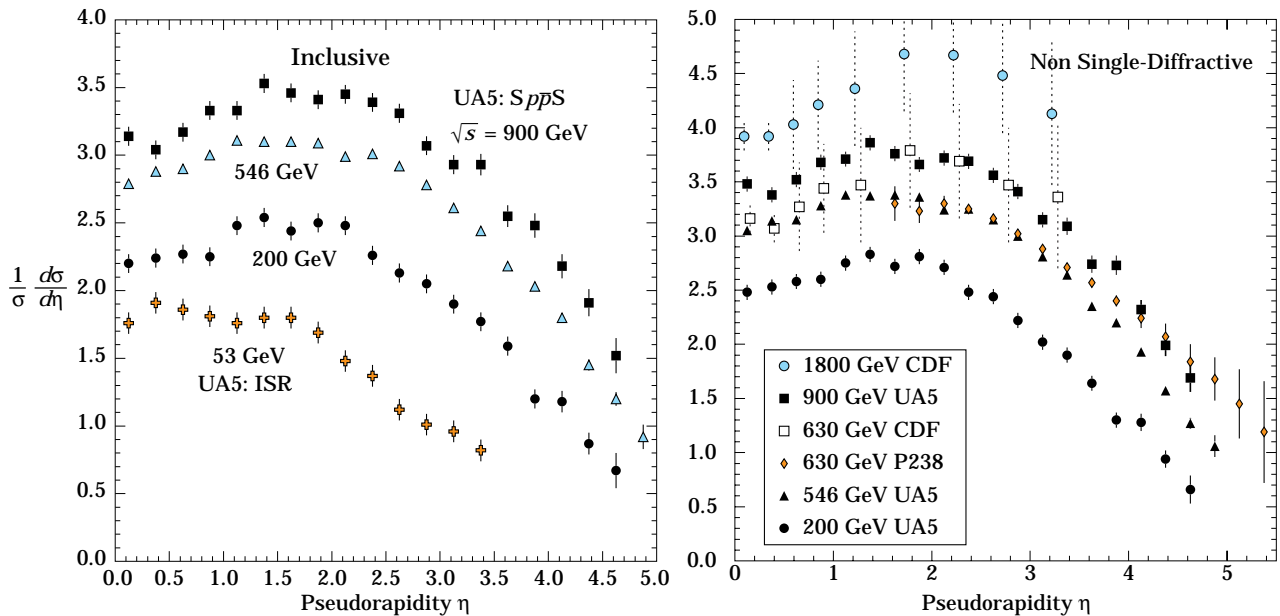
Pseudorapidity Distributions in $p\bar{p}$ Interactions

Figure 38.3: Charged particle pseudorapidity distributions in $p\bar{p}$ collisions for $53 \text{ GeV} \leq \sqrt{s} \leq 1800 \text{ GeV}$. UA5 data from the $Spp\bar{S}$ are taken from G.J. Alner *et al.*, Z. Phys. **C33**, 1 (1986), and from the ISR from K. Alpgoard *et al.*, Phys. Lett. **112B**, 193 (1982). The UA5 data are shown for both the full inelastic cross-section and with singly diffractive events excluded. Additional non single-diffractive measurements are available from CDF at the Tevatron, F. Abe *et al.*, Phys. Rev. **D41**, 2330 (1990) and Experiment P238 at the $Spp\bar{S}$, R. Harr *et al.*, Phys. Lett. **B401**, 176 (1997). (Courtesy of D.R. Ward, Cambridge Univ., 1999.)