

$\rho(770)$

$$I^{G(J^{PC})} = 1^{+(1^{-})}$$

THE $\rho(770)$

Written February 1998 by S. Eidelman (Novosibirsk).

Determination of the parameters of the $\rho(770)$ is beset with many difficulties because of its large width. In physical region fits, the line shape does not correspond to a relativistic Breit-Wigner function with a P -wave width, but requires some additional shape parameter. This dependence on parametrization was demonstrated long ago by PISUT 68. Bose-Einstein correlations are another source of shifts in the $\rho(770)$ line shape, particularly in the multiparticle final state systems (LAFFERTY 93).

The same model dependence afflicts any other source of the resonance parameters, such as the energy dependence of the phase shift δ_1^1 or the pole position. It is therefore not surprising that a study of $\rho(770)$ dominance in the decays of the η and η' reveals the need for specific dynamical effects in addition to the $\rho(770)$ pole (BENAYOUN 93, ABELE 97B). Recently BENAYOUN 98 compared the predictions of different Vector Meson Dominance (VMD) based models with the data on the $e^+e^- \rightarrow \pi^+\pi^-$ cross section below 1 GeV as well as with the phase and near-threshold behaviour of the timelike pion form factor. They showed that only the model based on a hidden local symmetry (HLS) is able to account consistently for all low-energy information, if one also requires a point-like coupling $\gamma\pi^+\pi^-$ which is excluded by common VMD but predicted by HLS.

The cleanest determination of the $\rho(770)$ mass and width comes from the e^+e^- annihilation and τ -lepton decays. BARATE 97M showed that the charged $\rho(770)$ parameters measured

from τ -lepton decays are consistent with those of the neutral one determined from e^+e^- data of BARKOV 85.

$\rho(770)$ MASS

We no longer list S-wave Breit-Wigner fits, or data with high combinatorial background.

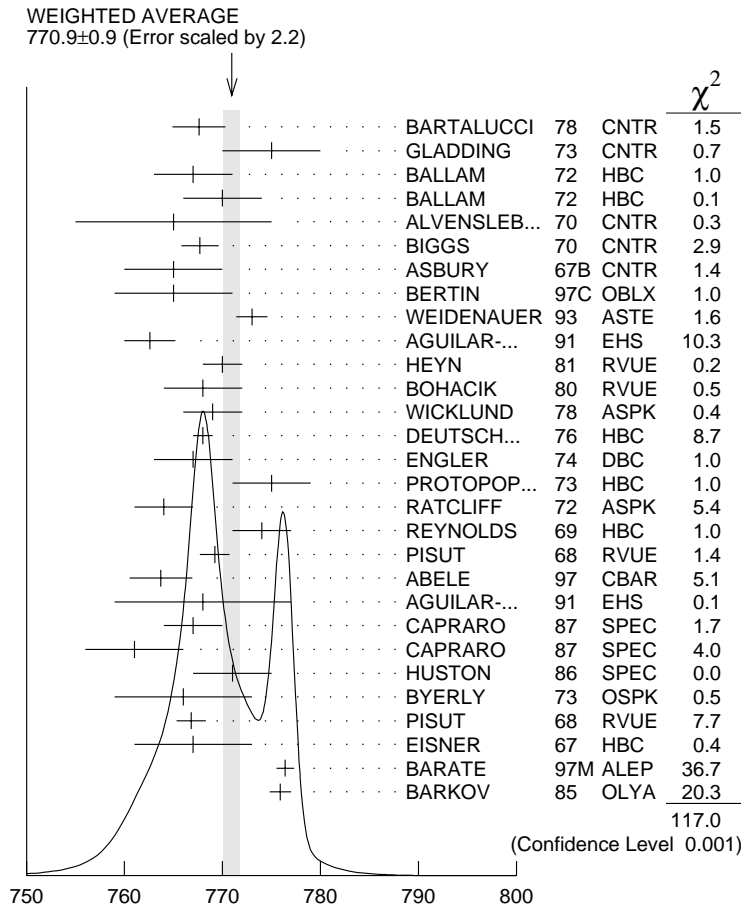
MIXED CHARGES

VALUE (MeV)

DOCUMENT ID

770.0 \pm 0.8 OUR AVERAGE

Includes data from the 4 datablocks that follow this one.
Error includes scale factor of 1.8. See the ideogram below.



$\rho(770)$ MASS MIXED CHARGES

MIXED CHARGES, τ DECAYS and e^+e^-

| <u>VALUE (MeV)</u> | <u>DOCUMENT ID</u> | <u>TECN</u> | <u>CHG</u> | <u>COMMENT</u> |
|--------------------|--------------------|-------------|------------|----------------|
|--------------------|--------------------|-------------|------------|----------------|

The data in this block is included in the average printed for a previous datablock.

776.0±0.9 OUR AVERAGE

| | | | | | |
|---|---|------------|-----|--------|---|
| 776.4±0.9±1.5 | 1 | BARATE | 97M | ALEP | $\tau^- \rightarrow \pi^- \pi^0 \nu_\tau$ |
| 775.9±1.1 | 2 | BARKOV | 85 | OLYA 0 | $e^+e^- \rightarrow \pi^+\pi^-$ |
| ● ● ● We do not use the following data for averages, fits, limits, etc. ● ● ● | | | | | |
| 775.1±0.7 | 3 | BENAYOUN | 98 | RVUE | $e^+e^- \rightarrow \pi^+\pi^-, \mu^+\mu^-$ |
| 764.1±0.7 | 4 | O'CONNELL | 97 | RVUE | $e^+e^- \rightarrow \pi^+\pi^-$ |
| 757.5±1.5 | 5 | BERNICHIA | 94 | RVUE | $e^+e^- \rightarrow \pi^+\pi^-$ |
| 768 ±1 | 6 | GESHKEN... | 89 | RVUE | $e^+e^- \rightarrow \pi^+\pi^-$ |

CHARGED ONLY, HADROPRODUCED

| <u>VALUE (MeV)</u> | <u>EVTS</u> | <u>DOCUMENT ID</u> | <u>TECN</u> | <u>CHG</u> | <u>COMMENT</u> |
|--------------------|-------------|--------------------|-------------|------------|----------------|
|--------------------|-------------|--------------------|-------------|------------|----------------|

The data in this block is included in the average printed for a previous datablock.

766.5±1.1 OUR AVERAGE

| | | | | | |
|-----------|------|-------------|----|--------|---|
| 763.7±3.2 | | ABELE | 97 | CBAR | $\bar{p}n \rightarrow \pi^- \pi^0 \pi^0$ |
| 768 ±9 | | AGUILAR-... | 91 | EHS | 400 pp |
| 767 ±3 | 2935 | 7 CAPRARO | 87 | SPEC - | 200 $\pi^- \text{Cu} \rightarrow \pi^- \pi^0 \text{Cu}$ |
| 761 ±5 | 967 | 7 CAPRARO | 87 | SPEC - | 200 $\pi^- \text{Pb} \rightarrow \pi^- \pi^0 \text{Pb}$ |
| 771 ±4 | | HUSTON | 86 | SPEC + | 202 $\pi^+ \text{A} \rightarrow \pi^+ \pi^0 \text{A}$ |
| 766 ±7 | 6500 | 8 BYERLY | 73 | OSPK - | 5 $\pi^- p$ |
| 766.8±1.5 | 9650 | 9 PISUT | 68 | RVUE - | 1.7-3.2 $\pi^- p, t < 10$ |
| 767 ±6 | 900 | 7 EISNER | 67 | HBC - | 4.2 $\pi^- p, t < 10$ |

NEUTRAL ONLY, PHOTOPRODUCED

| <u>VALUE (MeV)</u> | <u>EVTS</u> | <u>DOCUMENT ID</u> | <u>TECN</u> | <u>CHG</u> | <u>COMMENT</u> |
|--------------------|-------------|--------------------|-------------|------------|----------------|
|--------------------|-------------|--------------------|-------------|------------|----------------|

The data in this block is included in the average printed for a previous datablock.

768.1± 1.3 OUR AVERAGE

| | | | | | |
|------------|------|--------------|-----|--------|---|
| 767.6± 2.7 | | BARTALUCCI | 78 | CNTR 0 | $\gamma p \rightarrow e^+e^- p$ |
| 775 ± 5 | | GLADDING | 73 | CNTR 0 | 2.9-4.7 γp |
| 767 ± 4 | 1930 | BALLAM | 72 | HBC 0 | 2.8 γp |
| 770 ± 4 | 2430 | BALLAM | 72 | HBC 0 | 4.7 γp |
| 765 ±10 | | ALVENSLEB... | 70 | CNTR 0 | $\gamma A, t < 0.01$ |
| 767.7± 1.9 | 140k | BIGGS | 70 | CNTR 0 | $< 4.1 \gamma C \rightarrow \pi^+\pi^- C$ |
| 765 ± 5 | 4000 | ASBURY | 67B | CNTR 0 | $\gamma + \text{Pb}$ |

NEUTRAL ONLY, OTHER REACTIONS

| <u>VALUE (MeV)</u> | <u>EVTS</u> | <u>DOCUMENT ID</u> | <u>TECN</u> | <u>CHG</u> | <u>COMMENT</u> |
|--------------------|-------------|--------------------|-------------|------------|----------------|
|--------------------|-------------|--------------------|-------------|------------|----------------|

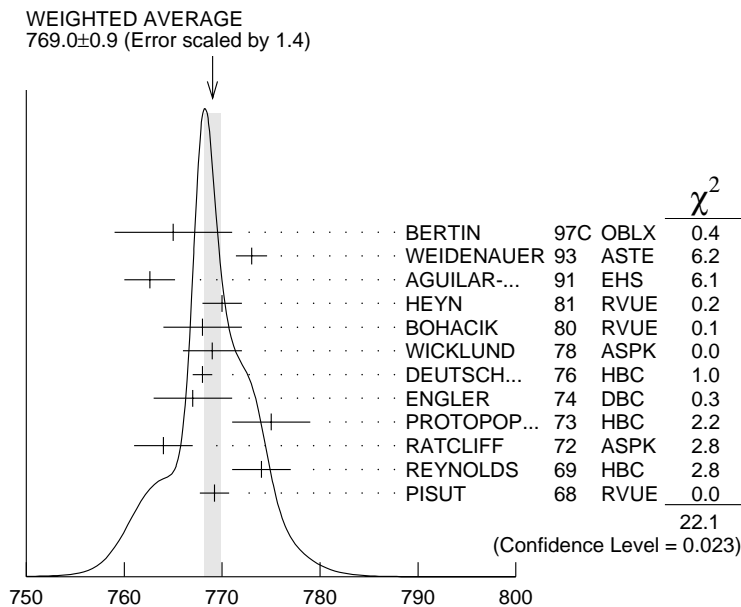
The data in this block is included in the average printed for a previous datablock.

769.0±0.9 OUR AVERAGE Error includes scale factor of 1.4. See the ideogram below.

| | | | | | |
|-----------|-------|---------------------------|-----|------|--|
| 765 ±6 | | BERTIN | 97C | OBLX | 0.0 $\bar{p}p \rightarrow \pi^+\pi^-\pi^0$ |
| 773 ±1.6 | | WEIDENAUER | 93 | ASTE | $\bar{p}p \rightarrow \pi^+\pi^-\pi^-\omega$ |
| 762.6±2.6 | | AGUILAR-... | 91 | EHS | 400 pp |
| 770 ±2 | | ¹⁰ HEYN | 81 | RVUE | Pion form factor |
| 768 ±4 | | ^{11,12} BOHACIK | 80 | RVUE | 0 |
| 769 ±3 | | ⁸ WICKLUND | 78 | ASPK | 0 3,4,6 $\pi^\pm N$ |
| 768 ±1 | 76000 | DEUTSCH... | 76 | HBC | 0 16 $\pi^+ p$ |
| 767 ±4 | 4100 | ENGLER | 74 | DBC | 0 6 $\pi^+ n \rightarrow \pi^+\pi^- p$ |
| 775 ±4 | 32000 | ¹¹ PROTOPOP... | 73 | HBC | 0 7.1 $\pi^+ p, t < 0.4$ |
| 764 ±3 | 6800 | RATCLIFF | 72 | ASPK | 0 15 $\pi^- p, t < 0.3$ |
| 774 ±3 | 1700 | REYNOLDS | 69 | HBC | 0 2.26 $\pi^- p$ |
| 769.2±1.5 | 13300 | ¹³ PISUT | 68 | RVUE | 0 1.7-3.2 $\pi^- p, t < 10$ |

● ● ● We do not use the following data for averages, fits, limits, etc. ● ● ●

| | | | | | |
|-----------|-------|---------------------------|----|------|---|
| 777 ±2 | 4943 | ¹⁴ ADAMS | 97 | E665 | 470 $\mu p \rightarrow \mu XB$ |
| 770 ±2 | | ¹⁵ BOGOLYUB... | 97 | MIRA | 32 $\bar{p}p \rightarrow \pi^+\pi^- X$ |
| 768 ±8 | | ¹⁵ BOGOLYUB... | 97 | MIRA | 32 $pp \rightarrow \pi^+\pi^- X$ |
| 761.1±2.9 | | DUBNICKA | 89 | RVUE | π form factor |
| 777.4±2.0 | | ¹⁶ CHABAUD | 83 | ASPK | 0 17 $\pi^- p$ polarized |
| 769.5±0.7 | | ^{11,12} LANG | 79 | RVUE | 0 |
| 770 ±9 | | ¹² ESTABROOKS | 74 | RVUE | 0 17 $\pi^- p \rightarrow \pi^+\pi^- n$ |
| 773.5±1.7 | 11200 | ⁷ JACOBS | 72 | HBC | 0 2.8 $\pi^- p$ |
| 775 ±3 | 2250 | HYAMS | 68 | OSPK | 0 11.2 $\pi^- p$ |



$\rho(770)^0$ mass (MeV)

- ¹ From the Gounaris-Sakurai parametrization of the pion form factor. The second error is a model error taking into account different parametrizations of the pion form factor.
- ² From the Gounaris-Sakurai parametrization of the pion form factor.
- ³ Using the data of BARKOV 85 and near-threshold behavior of the time-like pion form factor in the hidden local symmetry model.
- ⁴ A fit of BARKOV 85 data assuming the direct $\omega\pi\pi$ coupling.
- ⁵ Applying the S-matrix formalism to the BARKOV 85 data.
- ⁶ Includes BARKOV 85 data. Model-dependent width definition.
- ⁷ Mass errors enlarged by us to Γ/\sqrt{N} ; see the note with the $K^*(892)$ mass.
- ⁸ Phase shift analysis. Systematic errors added corresponding to spread of different fits.
- ⁹ From fit of 3-parameter relativistic P -wave Breit-Wigner to total mass distribution. Includes BATON 68, MILLER 67B, ALFF-STEINBERGER 66, HAGOPIAN 66, HAGOPIAN 66B, JACOBS 66B, JAMES 66, WEST 66, BLIEDEN 65 and CARMONY 64.
- ¹⁰ HEYN 81 includes all spacelike and timelike F_π values until 1978.
- ¹¹ From pole extrapolation.
- ¹² From phase shift analysis of GRAYER 74 data.
- ¹³ Includes MALAMUD 69, ARMENISE 68, BACON 67, HUWE 67, MILLER 67B, ALFF-STEINBERGER 66, HAGOPIAN 66, HAGOPIAN 66B, JACOBS 66B, JAMES 66, WEST 66, GOLDHABER 64, ABOLINS 63.
- ¹⁴ Systematic errors not evaluated.
- ¹⁵ Systematic effects not studied.
- ¹⁶ From fit of 3-parameter relativistic Breit-Wigner to helicity-zero part of P -wave intensity. CHABAUD 83 includes data of GRAYER 74.

$m_{\rho(770)^0} - m_{\rho(770)^\pm}$

| <u>VALUE (MeV)</u> | <u>EVTS</u> | <u>DOCUMENT ID</u> | <u>TECN</u> | <u>CHG</u> | <u>COMMENT</u> |
|----------------------------|-------------|--------------------|-------------|------------|---|
| 0.1±0.9 OUR AVERAGE | | | | | |
| 0.0±1.0 | | 17 BARATE | 97M ALEP | | $\tau^- \rightarrow \pi^- \pi^0 \nu_\tau$ |
| -4 ±4 | 3000 | 18 REYNOLDS | 69 HBC | -0 | 2.26 $\pi^- p$ |
| -5 ±5 | 3600 | 18 FOSTER | 68 HBC | ±0 | 0.0 $\bar{p} p$ |
| 2.4±2.1 | 22950 | 19 PISUT | 68 RVUE | | $\pi N \rightarrow \rho N$ |

¹⁷ Using the compilation of $e^+ e^-$ data from BARKOV 85.

¹⁸ From quoted masses of charged and neutral modes.

¹⁹ Includes MALAMUD 69, ARMENISE 68, BATON 68, BACON 67, HUWE 67, MILLER 67B, ALFF-STEINBERGER 66, HAGOPIAN 66, HAGOPIAN 66B, JACOBS 66B, JAMES 66, WEST 66, BLIEDEN 65, CARMONY 64, GOLDBABER 64, ABOLINS 63.

 $\rho(770)$ RANGE PARAMETER

The range parameter R enters an energy-dependent correction to the width, of the form $(1 + q_r^2 R^2) / (1 + q^2 R^2)$, where q is the momentum of one of the pions in the $\pi\pi$ rest system. At resonance, $q = q_r$.

| <u>VALUE (GeV⁻¹)</u> | <u>DOCUMENT ID</u> | <u>TECN</u> | <u>CHG</u> | <u>COMMENT</u> |
|--|--------------------|-------------|------------|------------------------|
| 5.3^{+0.9}_{-0.7} | CHABAUD | 83 ASPK | 0 | 17 $\pi^- p$ polarized |

 $\rho(770)$ WIDTH

We no longer list S -wave Breit-Wigner fits, or data with high combinatorial background.

MIXED CHARGES

| <u>VALUE (MeV)</u> | <u>DOCUMENT ID</u> |
|------------------------------|---|
| 150.7±1.1 OUR AVERAGE | Includes data from the 4 datablocks that follow this one. |

MIXED CHARGES, τ DECAYS and $e^+ e^-$

| <u>VALUE (MeV)</u> | <u>DOCUMENT ID</u> | <u>TECN</u> | <u>CHG</u> | <u>COMMENT</u> |
|--------------------|--------------------|-------------|------------|----------------|
|--------------------|--------------------|-------------|------------|----------------|

The data in this block is included in the average printed for a previous datablock.

150.5±2.7 OUR AVERAGE

| | | | | |
|---|---------------|----------|---|--|
| 150.5±1.6±6.3 | 20 BARATE | 97M ALEP | | $\tau^- \rightarrow \pi^- \pi^0 \nu_\tau$ |
| 150.5±3.0 | 21 BARKOV | 85 OLYA | 0 | $e^+ e^- \rightarrow \pi^+ \pi^-$ |
| ● ● ● We do not use the following data for averages, fits, limits, etc. ● ● ● | | | | |
| 147.9±1.5 | 22 BENAYOUN | 98 RVUE | | $e^+ e^- \rightarrow \pi^+ \pi^-, \mu^+ \mu^-$ |
| 145.0±1.7 | 23 O'CONNELL | 97 RVUE | | $e^+ e^- \rightarrow \pi^+ \pi^-$ |
| 142.5±3.5 | 24 BERNICHA | 94 RVUE | | $e^+ e^- \rightarrow \pi^+ \pi^-$ |
| 138 ±1 | 25 GESHKEN... | 89 RVUE | | $e^+ e^- \rightarrow \pi^+ \pi^-$ |

CHARGED ONLY, HADROPRODUCED

| <u>VALUE (MeV)</u> | <u>EVTS</u> | <u>DOCUMENT ID</u> | <u>TECN</u> | <u>CHG</u> | <u>COMMENT</u> |
|--------------------|-------------|--------------------|-------------|------------|----------------|
|--------------------|-------------|--------------------|-------------|------------|----------------|

The data in this block is included in the average printed for a previous datablock.

150.2± 2.4 OUR FIT
150.2± 2.4 OUR AVERAGE

| | | | | | |
|------------|------|-----------------------|----|--------|---|
| 152.8± 4.3 | | ABELE | 97 | CBAR | $\bar{p}n \rightarrow \pi^- \pi^0 \pi^0$ |
| 155 ± 11 | 2935 | ²⁶ CAPRARO | 87 | SPEC - | $200 \pi^- \text{Cu} \rightarrow \pi^- \pi^0 \text{Cu}$ |
| 154 ± 20 | 967 | ²⁶ CAPRARO | 87 | SPEC - | $200 \pi^- \text{Pb} \rightarrow \pi^- \pi^0 \text{Pb}$ |
| 150 ± 5 | | HUSTON | 86 | SPEC + | $202 \pi^+ \text{A} \rightarrow \pi^+ \pi^0 \text{A}$ |
| 146 ± 12 | 6500 | ²⁷ BYERLY | 73 | OSPK - | $5 \pi^- p$ |
| 148.2± 4.1 | 9650 | ²⁸ PISUT | 68 | RVUE - | $1.7-3.2 \pi^- p, t < 10$ |
| 146 ± 13 | 900 | EISNER | 67 | HBC - | $4.2 \pi^- p, t < 10$ |

NEUTRAL ONLY, PHOTOPRODUCED

| <u>VALUE (MeV)</u> | <u>EVTS</u> | <u>DOCUMENT ID</u> | <u>TECN</u> | <u>CHG</u> | <u>COMMENT</u> |
|--------------------|-------------|--------------------|-------------|------------|----------------|
|--------------------|-------------|--------------------|-------------|------------|----------------|

The data in this block is included in the average printed for a previous datablock.

150.9± 3.0

| | | | | |
|------------|----|------|---|----------------------------------|
| BARTALUCCI | 78 | CNTR | 0 | $\gamma p \rightarrow e^+ e^- p$ |
|------------|----|------|---|----------------------------------|

• • • We do not use the following data for averages, fits, limits, etc. • • •

| | | | | | | |
|------------|------|--------------|-----|------|---|--|
| 147 ± 11 | | GLADDING | 73 | CNTR | 0 | $2.9-4.7 \gamma p$ |
| 155 ± 12 | 2430 | BALLAM | 72 | HBC | 0 | $4.7 \gamma p$ |
| 145 ± 13 | 1930 | BALLAM | 72 | HBC | 0 | $2.8 \gamma p$ |
| 140 ± 5 | | ALVENSLEB... | 70 | CNTR | 0 | $\gamma \text{A}, t < 0.01$ |
| 146.1± 2.9 | 140k | BIGGS | 70 | CNTR | 0 | $< 4.1 \gamma \text{C} \rightarrow \pi^+ \pi^- \text{C}$ |
| 160 ± 10 | | LANZEROTTI | 68 | CNTR | 0 | γp |
| 130 ± 5 | 4000 | ASBURY | 67B | CNTR | 0 | $\gamma + \text{Pb}$ |

NEUTRAL ONLY, OTHER REACTIONS

| <u>VALUE (MeV)</u> | <u>EVTS</u> | <u>DOCUMENT ID</u> | <u>TECN</u> | <u>CHG</u> | <u>COMMENT</u> |
|--------------------|-------------|--------------------|-------------|------------|----------------|
|--------------------|-------------|--------------------|-------------|------------|----------------|

The data in this block is included in the average printed for a previous datablock.

150.9± 2.0 OUR FIT Error includes scale factor of 1.3.

150.9± 1.7 OUR AVERAGE Error includes scale factor of 1.1.

| | | | | | | |
|------------|-------|--------------------------|-----|------|--|-----------------------|
| 122 ± 20 | | BERTIN | 97C | OBLX | $0.0 \bar{p}p \rightarrow \pi^+ \pi^- \pi^0$ | |
| 145.7± 5.3 | | WEIDENAUER | 93 | ASTE | $\bar{p}p \rightarrow \pi^+ \pi^- \omega$ | |
| 144.9± 3.7 | | DUBNICKA | 89 | RVUE | π form factor | |
| 148 ± 6 | | ^{29,30} BOHACIK | 80 | RVUE | 0 | |
| 152 ± 9 | | ²⁷ WICKLUND | 78 | ASPK | 0 | $3,4,6 \pi^\pm pN$ |
| 154 ± 2 | 76000 | DEUTSCH... | 76 | HBC | 0 | $16 \pi^+ p$ |
| 157 ± 8 | 6800 | RATCLIFF | 72 | ASPK | 0 | $15 \pi^- p, t < 0.3$ |
| 143 ± 8 | 1700 | REYNOLDS | 69 | HBC | 0 | $2.26 \pi^- p$ |

••• We do not use the following data for averages, fits, limits, etc. •••

| | | | | | | |
|---------------------------------------|-------|---------------------------|----|--------|---------|-------------------------------------|
| 146 ± 3 | 4943 | ³¹ ADAMS | 97 | E665 | 470 | $\mu p \rightarrow \mu X B$ |
| 160.0 ^{+4.1} _{-4.0} | | ³² CHABAUD | 83 | ASPK 0 | 17 | $\pi^- p$ polarized |
| 155 ± 1 | | ³³ HEYN | 81 | RVUE 0 | | π form factor |
| 148.0 ± 1.3 | | ^{29,30} LANG | 79 | RVUE 0 | | |
| 146 ± 14 | 4100 | ENGLER | 74 | DBC 0 | 6 | $\pi^+ n \rightarrow \pi^+ \pi^- p$ |
| 143 ± 13 | | ³⁰ ESTABROOKS | 74 | RVUE 0 | 17 | $\pi^- p \rightarrow \pi^+ \pi^- n$ |
| 160 ± 10 | 32000 | ²⁹ PROTOPOP... | 73 | HBC 0 | 7.1 | $\pi^+ p, t < 0.4$ |
| 145 ± 12 | 2250 | ²⁶ HYAMS | 68 | OSPK 0 | 11.2 | $\pi^- p$ |
| 163 ± 15 | 13300 | ³⁴ PISUT | 68 | RVUE 0 | 1.7–3.2 | $\pi^- p, t < 10$ |

²⁰ From the Gounaris-Sakurai parametrization of the pion form factor. The second error is a model error taking into account different parametrizations of the pion form factor.

²¹ From the Gounaris-Sakurai parametrization of the pion form factor.

²² Using the data of BARKOV 85 and near-threshold behavior of the time-like pion form factor in the hidden local symmetry model.

²³ A fit of BARKOV 85 data assuming the direct $\omega\pi\pi$ coupling.

²⁴ Applying the S-matrix formalism to the BARKOV 85 data.

²⁵ Includes BARKOV 85 data. Model-dependent width definition.

²⁶ Width errors enlarged by us to $4\Gamma/\sqrt{N}$; see the note with the $K^*(892)$ mass.

²⁷ Phase shift analysis. Systematic errors added corresponding to spread of different fits.

²⁸ From fit of 3-parameter relativistic P -wave Breit-Wigner to total mass distribution. Includes BATON 68, MILLER 67B, ALFF-STEINBERGER 66, HAGOPIAN 66, HAGOPIAN 66B, JACOBS 66B, JAMES 66, WEST 66, BLIEDEN 65 and CARMONY 64.

²⁹ From pole extrapolation.

³⁰ From phase shift analysis of GRAYER 74 data.

³¹ Systematic errors not evaluated.

³² From fit of 3-parameter relativistic Breit-Wigner to helicity-zero part of P -wave intensity. CHABAUD 83 includes data of GRAYER 74.

³³ HEYN 81 includes all spacelike and timelike F_π values until 1978.

³⁴ Includes MALAMUD 69, ARMENISE 68, BACON 67, HUWE 67, MILLER 67B, ALFF-STEINBERGER 66, HAGOPIAN 66, HAGOPIAN 66B, JACOBS 66B, JAMES 66, WEST 66, GOLDHABER 64, ABOLINS 63.

$\Gamma_{\rho(770)^0} - \Gamma_{\rho(770)^\pm}$

| VALUE | DOCUMENT ID | TECN | COMMENT |
|----------------|----------------------|----------|---|
| -0.1 ± 1.9 | ³⁵ BARATE | 97M ALEP | $\tau^- \rightarrow \pi^- \pi^0 \nu_\tau$ |

³⁵ Using the compilation of e^+e^- data from BARKOV 85.

$\rho(770)$ DECAY MODES

| Mode | Fraction (Γ_i/Γ) | Scale factor/ Confidence level |
|-------------------------|--------------------------------|-----------------------------------|
| $\Gamma_1 \quad \pi\pi$ | ~ 100 | % |

$\rho(770)^\pm$ decays

| | | | | |
|------------|-----------------------------|-----------------|------------------|--------|
| Γ_2 | $\pi^\pm \pi^0$ | ~ 100 | % | |
| Γ_3 | $\pi^\pm \gamma$ | (4.5 ± 0.5) | $\times 10^{-4}$ | S=2.2 |
| Γ_4 | $\pi^\pm \eta$ | < 6 | $\times 10^{-3}$ | CL=84% |
| Γ_5 | $\pi^\pm \pi^+ \pi^- \pi^0$ | < 2.0 | $\times 10^{-3}$ | CL=84% |

 $\rho(770)^0$ decays

| | | | | |
|---------------|---------------------------|-----------------------|------------------|--------|
| Γ_6 | $\pi^+ \pi^-$ | ~ 100 | % | |
| Γ_7 | $\pi^+ \pi^- \gamma$ | (9.9 ± 1.6) | $\times 10^{-3}$ | |
| Γ_8 | $\pi^0 \gamma$ | (6.8 ± 1.7) | $\times 10^{-4}$ | |
| Γ_9 | $\eta \gamma$ | $(2.4^{+0.8}_{-0.9})$ | $\times 10^{-4}$ | S=1.6 |
| Γ_{10} | $\mu^+ \mu^-$ | [a] (4.60 ± 0.28) | $\times 10^{-5}$ | |
| Γ_{11} | $e^+ e^-$ | [a] (4.49 ± 0.22) | $\times 10^{-5}$ | |
| Γ_{12} | $\pi^+ \pi^- \pi^0$ | < 1.2 | $\times 10^{-4}$ | CL=90% |
| Γ_{13} | $\pi^+ \pi^- \pi^+ \pi^-$ | < 2 | $\times 10^{-4}$ | CL=90% |
| Γ_{14} | $\pi^+ \pi^- \pi^0 \pi^0$ | < 4 | $\times 10^{-5}$ | CL=90% |

[a] The $e^+ e^-$ branching fraction is from $e^+ e^- \rightarrow \pi^+ \pi^-$ experiments only. The $\omega \rho$ interference is then due to $\omega \rho$ mixing only, and is expected to be small. If $e \mu$ universality holds, $\Gamma(\rho^0 \rightarrow \mu^+ \mu^-) = \Gamma(\rho^0 \rightarrow e^+ e^-) \times 0.99785$.

CONSTRAINED FIT INFORMATION

An overall fit to the total width and a partial width uses 10 measurements and one constraint to determine 3 parameters. The overall fit has a $\chi^2 = 10.7$ for 8 degrees of freedom.

The following *off-diagonal* array elements are the correlation coefficients $\langle \delta p_i \delta p_j \rangle / (\delta p_i \cdot \delta p_j)$, in percent, from the fit to parameters p_i , including the branching fractions, $x_i \equiv \Gamma_i / \Gamma_{\text{total}}$. The fit constrains the x_i whose labels appear in this array to sum to one.

$$x_3 \begin{vmatrix} -100 & & \\ \Gamma & 15 & -15 \\ & x_2 & x_3 \end{vmatrix}$$

| | Mode | Rate (MeV) | Scale factor |
|------------|------------------|-------------------|--------------|
| Γ_2 | $\pi^\pm \pi^0$ | 150.2 ± 2.4 | |
| Γ_3 | $\pi^\pm \gamma$ | 0.068 ± 0.007 | 2.3 |

CONSTRAINED FIT INFORMATION

An overall fit to the total width, a partial width, and a branching ratio uses 10 measurements and one constraint to determine 4 parameters. The overall fit has a $\chi^2 = 9.9$ for 7 degrees of freedom.

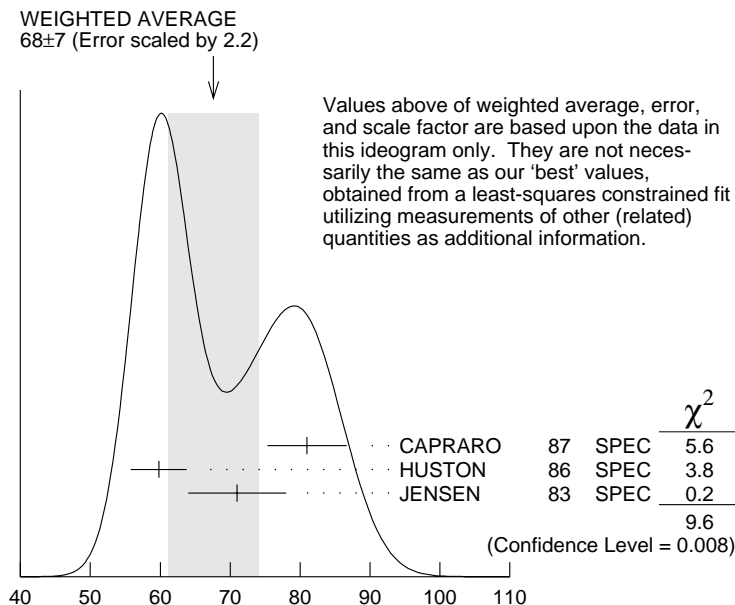
The following *off-diagonal* array elements are the correlation coefficients $\langle \delta p_i \delta p_j \rangle / (\delta p_i \cdot \delta p_j)$, in percent, from the fit to parameters p_i , including the branching fractions, $x_i \equiv \Gamma_i / \Gamma_{\text{total}}$. The fit constrains the x_i whose labels appear in this array to sum to one.

| | | | |
|----------|-------|----------|----------|
| x_{10} | -79 | | |
| x_{11} | -61 | 0 | |
| Γ | 16 | 0 | -27 |
| | x_6 | x_{10} | x_{11} |

| Mode | Rate (MeV) | Scale factor |
|---------------------------------|---------------------------|--------------|
| $\Gamma_6 \quad \pi^+ \pi^-$ | 150.8 \pm 2.0 | 1.3 |
| $\Gamma_{10} \quad \mu^+ \mu^-$ | [a] 0.0069 \pm 0.0004 | |
| $\Gamma_{11} \quad e^+ e^-$ | [a] 0.00677 \pm 0.00032 | |

$\rho(770)$ PARTIAL WIDTHS

| $\Gamma(\pi^\pm \gamma)$ | Γ_3 |
|--|--|
| <u>VALUE (keV)</u> | <u>DOCUMENT ID</u> <u>TECN</u> <u>CHG</u> <u>COMMENT</u> |
| 68 \pm 7 OUR FIT | Error includes scale factor of 2.3. |
| 68 \pm 7 OUR AVERAGE | Error includes scale factor of 2.2. See the ideogram below. |
| 81 \pm 4 \pm 4 | CAPRARO 87 SPEC - 200 $\pi^- A \rightarrow \pi^- \pi^0 A$ |
| 59.8 \pm 4.0 | HUSTON 86 SPEC + 202 $\pi^+ A \rightarrow \pi^+ \pi^0 A$ |
| 71 \pm 7 | JENSEN 83 SPEC - 156-260 $\pi^- A \rightarrow \pi^- \pi^0 A$ |



$$\Gamma(\pi^\pm \gamma) \text{ (keV)}$$

$\Gamma(e^+ e^-)$

Γ_{11}

| VALUE (keV) | DOCUMENT ID | TECN | COMMENT |
|--------------------------|-------------|------|---------|
| 6.77±0.32 OUR FIT | | | |

6.77±0.10±0.30

BARKOV 85 OLYA $e^+ e^- \rightarrow \pi^+ \pi^-$

• • • We do not use the following data for averages, fits, limits, etc. • • •

6.3 ± 0.1 ³⁶ BENAYOUN 98 RVUE $e^+ e^- \rightarrow \pi^+ \pi^-, \mu^+ \mu^-$

³⁶ Using the data of BARKOV 85 and near-threshold behavior of the time-like pion form factor in the hidden local symmetry model.

$\Gamma(\pi^0 \gamma)$

Γ_8

| VALUE (keV) | DOCUMENT ID | TECN | COMMENT |
|-------------|----------------|------|------------------------------------|
| 121±31 | DOLINSKY 89 ND | | $e^+ e^- \rightarrow \pi^0 \gamma$ |

• • • We do not use the following data for averages, fits, limits, etc. • • •

121±31 DOLINSKY 89 ND $e^+ e^- \rightarrow \pi^0 \gamma$

$\Gamma(\eta \gamma)$

Γ_9

| VALUE (keV) | DOCUMENT ID | TECN | COMMENT |
|-------------|------------------------------|------|-----------------------------------|
| 62±17 | ³⁷ DOLINSKY 89 ND | | $e^+ e^- \rightarrow \eta \gamma$ |

• • • We do not use the following data for averages, fits, limits, etc. • • •

62±17 ³⁷ DOLINSKY 89 ND $e^+ e^- \rightarrow \eta \gamma$

³⁷ Solution corresponding to constructive ω - ρ interference.

$\rho(770)$ BRANCHING RATIOS

| $\Gamma(\pi^\pm \eta)/\Gamma(\pi\pi)$ | | | | | Γ_4/Γ_1 |
|---|------------|--------------------|-------------|------------|-----------------------------|
| <u>VALUE (units 10^{-4})</u> | <u>CL%</u> | <u>DOCUMENT ID</u> | <u>TECN</u> | <u>CHG</u> | <u>COMMENT</u> |
| <60 | 84 | FERBEL | 66 | HBC | \pm $\pi^\pm p$ above 2.5 |

| $\Gamma(\pi^\pm \pi^+ \pi^- \pi^0)/\Gamma(\pi\pi)$ | | | | | Γ_5/Γ_1 |
|--|------------|--------------------|-------------|------------|-----------------------------|
| <u>VALUE (units 10^{-4})</u> | <u>CL%</u> | <u>DOCUMENT ID</u> | <u>TECN</u> | <u>CHG</u> | <u>COMMENT</u> |
| <20 | 84 | FERBEL | 66 | HBC | \pm $\pi^\pm p$ above 2.5 |

• • • We do not use the following data for averages, fits, limits, etc. • • •

35 \pm 40 JAMES 66 HBC + 2.1 $\pi^+ p$

| $\Gamma(\mu^+ \mu^-)/\Gamma(\pi^+ \pi^-)$ | | | | Γ_{10}/Γ_6 |
|---|--------------------|-------------|----------------|------------------------|
| <u>VALUE (units 10^{-5})</u> | <u>DOCUMENT ID</u> | <u>TECN</u> | <u>COMMENT</u> | |
| 4.60 \pm 0.28 OUR FIT | | | | |

4.6 \pm 0.2 \pm 0.2 ANTIPOV 89 SIGM $\pi^- \text{Cu} \rightarrow \mu^+ \mu^- \pi^- \text{Cu}$

• • • We do not use the following data for averages, fits, limits, etc. • • •

8.2 $^{+1.6}_{-3.6}$ 38 ROTHWELL 69 CNTR Photoproduction

5.6 \pm 1.5 39 WEHMANN 69 OSPK 12 $\pi^- \text{C, Fe}$

9.7 $^{+3.1}_{-3.3}$ 40 HYAMS 67 OSPK 11 $\pi^- \text{Li, H}$

³⁸ Possibly large ρ - ω interference leads us to increase the minus error.

³⁹ Result contains 11 \pm 11% correction using SU(3) for central value. The error on the correction takes account of possible ρ - ω interference and the upper limit agrees with the upper limit of $\omega \rightarrow \mu^+ \mu^-$ from this experiment.

⁴⁰ HYAMS 67's mass resolution is 20 MeV. The ω region was excluded.

| $\Gamma(e^+ e^-)/\Gamma(\pi\pi)$ | | | | Γ_{11}/Γ_1 |
|---|--------------------|-------------|----------------|------------------------|
| <u>VALUE (units 10^{-4})</u> | <u>DOCUMENT ID</u> | <u>TECN</u> | <u>COMMENT</u> | |
| 0.41 \pm 0.05 | BENAKSAS | 72 | OSPK | $e^+ e^-$ |

| $\Gamma(\eta\gamma)/\Gamma_{\text{total}}$ | | | | Γ_9/Γ |
|--|-------------------------------------|-------------|------------|-------------------|
| <u>VALUE (units 10^{-4})</u> | <u>DOCUMENT ID</u> | <u>TECN</u> | <u>CHG</u> | <u>COMMENT</u> |
| 2.4 $^{+0.8}_{-0.9}$ OUR AVERAGE | Error includes scale factor of 1.6. | | | |

1.9 $^{+0.6}_{-0.8}$ 41 BENAYOUN 96 RVUE 0.54-1.04 $e^+ e^- \rightarrow \eta\gamma$

3.6 \pm 0.9 42 ANDREWS 77 CNTR 0 6.7-10 γCu

• • • We do not use the following data for averages, fits, limits, etc. • • •

4.0 \pm 1.1 42 DOLINSKY 89 ND $e^+ e^- \rightarrow \eta\gamma$

⁴¹ Reanalysis of DRUZHININ 84, DOLINSKY 89, and DOLINSKY 91 taking into account a triangle anomaly contribution. Constructive ρ - ω interference solution.

⁴² Solution corresponding to constructive ω - ρ interference.

| $\Gamma(\pi^+ \pi^- \pi^+ \pi^-)/\Gamma_{\text{total}}$ | | | | | Γ_{13}/Γ |
|---|------------|--------------------|-------------|----------------|---|
| <u>VALUE (units 10^{-4})</u> | <u>CL%</u> | <u>DOCUMENT ID</u> | <u>TECN</u> | <u>COMMENT</u> | |
| <2 | 90 | KURDADZE | 88 | OLYA | $e^+ e^- \rightarrow \pi^+ \pi^- \pi^+ \pi^-$ |

$\Gamma(\pi^+\pi^-\pi^+\pi^-)/\Gamma(\pi\pi)$ Γ_{13}/Γ_1

| VALUE (units 10^{-4}) | CL% | DOCUMENT ID | TECN | CHG | COMMENT |
|--------------------------|-----|-------------|------|-----|---------|
|--------------------------|-----|-------------|------|-----|---------|

• • • We do not use the following data for averages, fits, limits, etc. • • •

| | | | | | | |
|-----|----|-------|----|------|---|--------------------|
| <15 | 90 | ERBE | 69 | HBC | 0 | 2.5–5.8 γp |
| <20 | | CHUNG | 68 | HBC | 0 | 3.2,4.2 $\pi^- p$ |
| <20 | 90 | HUSON | 68 | HLBC | 0 | 16.0 $\pi^- p$ |
| <80 | | JAMES | 66 | HBC | 0 | 2.1 $\pi^+ p$ |

 $\Gamma(\pi^+\pi^-\pi^0)/\Gamma_{\text{total}}$ Γ_{12}/Γ

| VALUE (units 10^{-4}) | CL% | DOCUMENT ID | TECN | CHG | COMMENT |
|--------------------------|-----|-------------|------|-----|---------|
|--------------------------|-----|-------------|------|-----|---------|

| | | | | | |
|----------------|----|-----------|-----|----|--------------------------------------|
| <1.2 | 90 | VASSERMAN | 88B | ND | $e^+e^- \rightarrow \pi^+\pi^-\pi^0$ |
|----------------|----|-----------|-----|----|--------------------------------------|

 $\Gamma(\pi^+\pi^-\pi^0)/\Gamma(\pi\pi)$ Γ_{12}/Γ_1

| VALUE | CL% | DOCUMENT ID | TECN | CHG | COMMENT |
|-------|-----|-------------|------|-----|---------|
|-------|-----|-------------|------|-----|---------|

• • • We do not use the following data for averages, fits, limits, etc. • • •

| | | | | | | |
|-------------|----|----------------------|----|------|---|----------------------------------|
| ~ 0.01 | | BRAMON | 86 | RVUE | 0 | $J/\psi \rightarrow \omega\pi^0$ |
| <0.01 | 84 | ⁴³ ABRAMS | 71 | HBC | 0 | 3.7 $\pi^+ p$ |

⁴³ Model dependent, assumes $l = 1, 2, \text{ or } 3$ for the 3π system.

 $\Gamma(\pi^+\pi^-\pi^0\pi^0)/\Gamma_{\text{total}}$ Γ_{14}/Γ

| VALUE (units 10^{-4}) | CL% | DOCUMENT ID | TECN | CHG | COMMENT |
|--------------------------|-----|-------------|------|-----|---------|
|--------------------------|-----|-------------|------|-----|---------|

| | | | | | | |
|----------------|----|-----------|-----|----|---|---|
| <0.4 | 90 | AULCHENKO | 87c | ND | 0 | $e^+e^- \rightarrow \pi^+\pi^-\pi^0\pi^0$ |
|----------------|----|-----------|-----|----|---|---|

• • • We do not use the following data for averages, fits, limits, etc. • • •

| | | | | | | |
|----|----|----------|----|------|---|---|
| <2 | 90 | KURDADZE | 86 | OLYA | 0 | $e^+e^- \rightarrow \pi^+\pi^-\pi^0\pi^0$ |
|----|----|----------|----|------|---|---|

 $\Gamma(\pi^+\pi^-\gamma)/\Gamma_{\text{total}}$ Γ_7/Γ

| VALUE | CL% | DOCUMENT ID | TECN | CHG | COMMENT |
|-------|-----|-------------|------|-----|---------|
|-------|-----|-------------|------|-----|---------|

| | | | | | |
|------------------------|--|------------------------|----|----|---------------------------------------|
| 0.0099 ± 0.0016 | | ⁴⁴ DOLINSKY | 91 | ND | $e^+e^- \rightarrow \pi^+\pi^-\gamma$ |
|------------------------|--|------------------------|----|----|---------------------------------------|

• • • We do not use the following data for averages, fits, limits, etc. • • •

| | | | | | |
|-----------------|----|-------------------------|----|----|---------------------------------------|
| 0.0111 ± 0.0014 | | ⁴⁵ VASSERMAN | 88 | ND | $e^+e^- \rightarrow \pi^+\pi^-\gamma$ |
| <0.005 | 90 | ⁴⁶ VASSERMAN | 88 | ND | $e^+e^- \rightarrow \pi^+\pi^-\gamma$ |

⁴⁴ Bremsstrahlung from a decay pion and for photon energy above 50 MeV.

⁴⁵ Superseded by DOLINSKY 91.

⁴⁶ Structure radiation due to quark rearrangement in the decay.

 $\Gamma(\pi^0\gamma)/\Gamma_{\text{total}}$ Γ_8/Γ

| VALUE (units 10^{-4}) | DOCUMENT ID | TECN | COMMENT |
|--------------------------|-------------|------|---------|
|--------------------------|-------------|------|---------|

| | | | |
|------------------|------------------------|----|---|
| 6.8 ± 1.7 | ⁴⁷ BENAYOUN | 96 | RVUE 0.54–1.04 $e^+e^- \rightarrow \pi^0\gamma$ |
|------------------|------------------------|----|---|

• • • We do not use the following data for averages, fits, limits, etc. • • •

| | | | |
|-----------|----------|----|-------------------------------------|
| 7.9 ± 2.0 | DOLINSKY | 89 | ND $e^+e^- \rightarrow \pi^0\gamma$ |
|-----------|----------|----|-------------------------------------|

⁴⁷ Reanalysis of DRUZHININ 84, DOLINSKY 89, and DOLINSKY 91 taking into account a triangle anomaly contribution.

$\rho(770)$ REFERENCES

| | | | | |
|--------------|-----|-------------------------------|---|---------------------------------------|
| BENAYOUN | 98 | EPJ C2 269 | M. Benayoun+ | (IPNP, NOVO, ADLD, KNTY) |
| ABELE | 97 | PL B391 191 | A. Abele, Adomeit, Amsler+ | (Crystal Barrel Collab.) |
| ADAMS | 97 | ZPHY C74 237 | M.R. Adams+ | (E665 Collab.) |
| BARATE | 97M | ZPHY C76 15 | R. Barate+ | (ALEPH Collab.) |
| BERTIN | 97C | PL B408 476 | A. Bertin, Bruschi+ | (OBELIX Collab.) |
| BOGOLYUB... | 97 | PAN 60 46 | Bogolyubsky, Bravina, Kiryunin+ | (MOSU, SERP) |
| | | Translated from YAF 60 53. | | |
| O'CONNELL | 97 | NP A623 559 | H.B. O'Connell, Thomas, Williams+ | (ADLD) |
| BENAYOUN | 96 | ZPHY C72 221 | M. Benayoun+ | (IPNP, NOVO) |
| BERNICHIA | 94 | PR D50 4454 | +Lopez Castro, Pestieau | (LOUV, CINV) |
| WEIDENAUER | 93 | ZPHY C59 387 | +Duch+ | (ASTERIX Collab.) |
| AGUILAR... | 91 | ZPHY C50 405 | Aguilar-Benitez, Allison, Batalor+ | (LEBC-EHS Collab.) |
| DOLINSKY | 91 | PRPL 202 99 | +Druzhinin, Dubrovin+ | (NOVO) |
| ANTIPOV | 89 | ZPHY C42 185 | +Batarin+ | (SERP, JINR, BGNA, MILA, TBIL) |
| DOLINSKY | 89 | ZPHY C42 511 | +Druzhinin, Dubrovin, Golubev+ | (NOVO) |
| DUBNICKA | 89 | JPG 15 1349 | +Martinovic+ | (JINR, SLOV) |
| GESHKEN... | 89 | ZPHY 45 351 | Geshkenbein | (ITEP) |
| KURDADZE | 88 | JETPL 47 512 | +Leltchouk, Pakhtusova, Sidorov+ | (NOVO) |
| | | Translated from ZETFP 47 432. | | |
| VASSERMAN | 88 | SJNP 47 1035 | +Golubev, Dolinsky+ | (NOVO) |
| | | Translated from YAF 47 1635. | | |
| VASSERMAN | 88B | SJNP 48 480 | +Golubev, Dolinsky+ | (NOVO) |
| | | Translated from YAF 48 753. | | |
| AULCHENKO | 87C | IYF 87-90 Preprint | +Dolinsky, Druzhinin+ | (NOVO) |
| CAPRARO | 87 | NP B288 659 | +Levy+ | (CLER, FRAS, MILA, PISA, LCGT, TRST+) |
| BRAMON | 86 | PL B173 97 | +Casulleras | (BARC) |
| HUSTON | 86 | PR 33 3199 | +Berg, Collick, Jonckheere+ | (ROCH, FNAL, MINN) |
| KURDADZE | 86 | JETPL 43 643 | +Lelchuk, Pakhtusova, Sidorov, Skriskii+ | (NOVO) |
| | | Translated from ZETFP 43 497. | | |
| BARKOV | 85 | NP B256 365 | +Chilingarov, Eidelman, Khazin, Lelchuk+ | (NOVO) |
| DRUZHININ | 84 | PL 144B 136 | +Golubev, Ivanchenko, Peryshkin+ | (NOVO) |
| CHABAUD | 83 | NP B223 1 | +Gorlich, Cerrada+ | (CERN, CRAC, MPIM) |
| JENSEN | 83 | PR D27 26 | +Berg, Biel, Collick+ | (ROCH, FNAL, MINN) |
| HEYN | 81 | ZPHY C7 169 | +Lang | (GRAZ) |
| BOHACIK | 80 | PR D21 1342 | +Kuhnelt | (SLOV, WIEN) |
| LANG | 79 | PR D19 956 | +Mas-Parareda | (GRAZ) |
| BARTALUCCI | 78 | NC 44A 587 | +Basini, Bertolucci+ | (DESY, FRAS) |
| WICKLUND | 78 | PR D17 1197 | +Ayres, Diebold, Greene, Kramer, Pawlicki | (ANL) |
| ANDREWS | 77 | PRL 38 198 | +Fukushima, Harvey, Lobkowicz, May+ | (ROCH) |
| DEUTSCH... | 76 | NP B103 426 | +Deutschmann+ | (AACH3, BERL, BONN, CERN+) |
| ENGLER | 74 | PR D10 2070 | +Kraemer, Toaff, Weisser, Diaz+ | (CMU, CASE) |
| ESTABROOKS | 74 | NP B79 301 | +Martin | (DURH) |
| GRAYR | 74 | NP B75 189 | +Hyams, Blum, Dietl+ | (CERN, MPIM) |
| BYERLY | 73 | PR D7 637 | +Anthony, Coffin, Meanley, Meyer, Rice+ | (MICH) |
| GLADDING | 73 | PR D8 3721 | +Russell, Tannenbaum, Weiss, Thomson | (HARV) |
| PROTOPOP... | 73 | PR D7 1279 | +Protopopescu, Alston-Garnjost, Galtieri, Flatte+ | (LBL) |
| BALLAM | 72 | PR D5 545 | +Chadwick, Bingham, Milburn+ | (SLAC, LBL, TUFTS) |
| BENAKSAS | 72 | PL 39B 289 | +Cosme, Jean-Marie, Jullian, Laplanche+ | (ORSAY) |
| JACOBS | 72 | PR D6 1291 | | (SACL) |
| RATCLIFF | 72 | PL 38B 345 | +Bulos, Carnegie, Kluge, Leith, Lynch+ | (SLAC) |
| ABRAMS | 71 | PR D4 653 | +Barnham, Butler, Coyne, Goldhaber, Hall+ | (LBL) |
| ALVENSLEB... | 70 | PRL 24 786 | +Alvensleben, Becker, Bertram, Chen, Cohen | (DESY) |
| BIGGS | 70 | PRL 24 1197 | +Braben, Clift, Gabathuler, Kitching+ | (DARE) |
| ERBE | 69 | PR 188 2060 | +Hilpert+ | (German Bubble Chamber Collab.) |
| MALAMUD | 69 | Argonne Conf. 93 | +Schlein | (UCLA) |
| REYNOLDS | 69 | PR 184 1424 | +Albright, Bradley, Brucker, Harms+ | (FSU) |
| ROTHWELL | 69 | PRL 23 1521 | +Chase, Earles, Gettner, Glass, Weinstein+ | (NEAS) |
| WEHMANN | 69 | PR 178 2095 | + (HARV, CASE, SLAC, CORN, MCGI) | |
| ARMENISE | 68 | NC 54A 999 | +Ghidini, Forino+ | (BARI, BGNA, FIRZ, ORSAY) |
| BATON | 68 | PR 176 1574 | +Laurens | (SACL) |
| CHUNG | 68 | PR 165 1491 | +Dahl, Kirz, Miller | (LRL) |
| FOSTER | 68 | NP B6 107 | +Gavillet, Labrosse, Montanet+ | (CERN, CDEF) |
| HUSON | 68 | PL 28B 208 | +Lubatti, Six, Veillet+ | (ORSAY, MILA, UCLA) |
| HYAMS | 68 | NP B7 1 | +Koch, Potter, Wilson, VonLindern+ | (CERN, MPIM) |
| LANZEROTTI | 68 | PR 166 1365 | +Blumenthal, Ehn, Faissler+ | (HARV) |

| | | | | |
|-----------|-----|-------------|--|--------------|
| PISUT | 68 | NP B6 325 | +Roos | (CERN) |
| ASBURY | 67B | PRL 19 865 | +Becker, Bertram, Joos, Jordan+ | (DESY, COLU) |
| BACON | 67 | PR 157 1263 | +Fickinger, Hill, Hopkins, Robinson+ | (BNL) |
| EISNER | 67 | PR 164 1699 | +Johnson, Klein, Peters, Sahni, Yen+ | (PURD) |
| HUWE | 67 | PL 24B 252 | +Marquit, Oppenheimer, Schultz, Wilson | (COLU) |
| HYAMS | 67 | PL 24B 634 | +Koch, Pellett, Potter, VonLindern+ | (CERN, MPIM) |
| MILLER | 67B | PR 153 1423 | +Gutay, Johnson, Loeffler+ | (PURD) |
| ALFF-... | 66 | PR 145 1072 | Alff-Steinberger, Berley+ | (COLU, RUTG) |
| FERBEL | 66 | PL 21 111 | | (ROCH) |
| HAGOPIAN | 66 | PR 145 1128 | +Selove, Alitti, Baton+ | (PENN, SACL) |
| HAGOPIAN | 66B | PR 152 1183 | +Pan | (PENN, LRL) |
| JACOBS | 66B | UCRL 16877 | | (LRL) |
| JAMES | 66 | PR 142 896 | +Kraybill | (YALE, BNL) |
| WEST | 66 | PR 149 1089 | +Boyd, Erwin, Walker | (WISC) |
| BLIEDEN | 65 | PL 19 444 | +Freytag, Geibel+ (CERN Missing Mass Spect. Collab.) | |
| CARMONY | 64 | PRL 12 254 | +Lander, Rindfleisch, Xuong, Yager | (UCB) |
| GOLDHABER | 64 | PRL 12 336 | +Brown, Kadyk, Shen+ | (LRL, UCB) |
| ABOLINS | 63 | PRL 11 381 | +Lander, Mehlhop, Nguyen, Yager | (UCSD) |

OTHER RELATED PAPERS

| | | | | |
|----------|-----|-------------------------------|--------------------------------|--------------------------|
| ABELE | 97B | PL B402 195 | A. Abele, Adomeit, Amsler+ | (Crystal Barrel Collab.) |
| ABELE | 97F | PL B411 354 | A. Abele+ | (Crystal Barrel Collab.) |
| BARATE | 97M | ZPHY C76 15 | R. Barate+ | (ALEPH Collab.) |
| BENAYOUN | 93 | ZPHY 58 31 | +Feindt, Girone+ | (CDEF, CERN, BARI) |
| LAFFERTY | 93 | ZPHY C60 659 | | (MCHS) |
| KAMAL | 92 | PL B284 421 | +Xu | (ALBE) |
| KUHN | 90 | ZPHY C48 445 | J.H. Kuhn, Santamaria+ | (MPIM) |
| ERKAL | 85 | ZPHY C29 485 | +Olsson | (WISC) |
| RYBICKI | 85 | ZPHY C28 65 | +Sakrejda | (CRAC) |
| KURDADZE | 83 | JETPL 37 733 | +Lelchuk, Pakhtusova+ | (NOVO) |
| | | Translated from ZETFP 37 613. | | |
| ALEKSEEV | 82 | JETP 55 591 | +Kartamyshev, Makarin+ | (KIAE) |
| | | Translated from ZETF 82 1007. | | |
| KENNEY | 62 | PR 126 736 | +Shephard, Gall | (KNTY) |
| SAMIOS | 62 | PRL 9 139 | +Bachman, Lea+ | (BNL, CUNY, COLU, KNTY) |
| XUONG | 62 | PR 128 1849 | +Lynch | (LRL) |
| ANDERSON | 61 | PRL 6 365 | +Bang, Burke, Carmony, Schmitz | (LRL) |
| ERWIN | 61 | PRL 6 628 | +March, Walker, West | (WISC) |